




# ANNUAL REPORT 2015-16



**NORTHERN INDIA TEXTILE MILLS' ASSOCIATION**  
PHD HOUSE, Sector: 31-A, CHANDIGARH - 160031  
**Phone** : +91-172-2637573  
**Email** : [nitmasg@nitma.org](mailto:nitmasg@nitma.org), [nitma@nitma.org](mailto:nitma@nitma.org)  
**Website** : [www.nitma.org](http://www.nitma.org)

**Creating value  
at every stage of  
Textile Chain**



SEL, one of India's fastest growing textile conglomerates, is having a strategic and synergized span across the entire textile value chain, encompassing yarns, fabrics, terry towels and ready-made garments. With multi-locational facilities and a growing global presence, SEL's scale is matched by its distinctive enterprise value and culture.



*Proud Past Promising Future.....*

**SEL Manufacturing Company Limited**

274, Dhandari Khurd, G.T. Road, Ludhiana (India)

Ph : 0161 - 6611111, Fax : 0161 - 6611112

Email : [info@selindia.in](mailto:info@selindia.in) | Website: [www.selindia.in](http://www.selindia.in)

# Sell Yarn on MOBILE!

## Why YarnLIVE?

- 1** Display your products in all yarn markets of India
- 2** Connect directly with yarn consumers and traders
- 3** Get the best price at your payment terms
- 4** Increase sales and profits with new opportunities



**REGISTER NOW. ITS FREE!**

Visit [www.yarnlive.com](http://www.yarnlive.com)

 **YarnLIVE**

[Info@yarnlive.com](mailto:Info@yarnlive.com) | +91-9036722351



Download Now  
**Android**



Coming Soon  
**iPhone**



**ROICA**®  
by ASAHI KASEI



high  
quality  
spandex

**7 Denier to 1680 Denier**

*India Representative :*

**BISHNU TEXPORT PVT. LTD.**

Reg. Off.: B-121, Platinum Heights, Sector-18 B, Dwarka, New Delhi-110078, India  
Mobile: +91 98100 09264, Telephone: +91 11 2613 9343● E-mail: [mani@bishnutexport.com](mailto:mani@bishnutexport.com)  
[www.bishnutexport.com](http://www.bishnutexport.com)



VERTICAL INTEGRATED COMPOSITE MILL.....



JCT LIMITED

SINCE 1946



*the real fabrics  
for real heroes...*

LEADERSHIP THROUGH EXCELLENCE AND PERFORMANCE.....

JCT LIMITED  
SINCE 1946

G. T. Road, PHAGWARA-144401 (Punjab) India

JCT's versatility is extended in the wide combination of fabric blend comprising 100% Cotton, Poly Cotton CVC, Cotton Nylon, 100% Polyester & 100% Nylon & inherently Flame Retardant fabrics using specialised blends of Aramids, Modacrylics, FR Viscose & Antistatic Fibres.

Tel. : +91-1824-305008  
Fax : +91-1824-261191  
E-mail : [jctadmin@jctltd.com](mailto:jctadmin@jctltd.com)  
Web : [www.jct.co.in](http://www.jct.co.in)

## PREFACE



### **NORTHERN INDIA TEXTILE MILLS' ASSOCIATION**

Northern India Textile Mills' Association (NITMA) is an association of Textile Mills located in Northern India and was established in the year 23 rd May 1958. It is registered under Societies Act XX1 of 1860 and is a non-profit body solely engaged in helping promote the interest of India's Textile Industry not only in the northern part as the name suggests but also having members from various States like Gujarat, Maharashtra, J&K, Punjab, Haryana, Rajasthan, Himachal Pradesh, Delhi, U.P., Madhya Pradesh, Uttrakhand and Chhattisgarh.

The NITMA is a 59 years old Organization, with the objective to promote and protect the economic interest in relation to production, sales, trade and commerce of textile and textile manufacturers. NITMA has been taking up the issues and concerns of its constituent member units effectively with all the wings of the Government both at the Central and State levels.

During the current year, the new government at the centre has completed two years of governance. The global economy has become very volatile with devaluation of Chinese currency and currently there is a very bad situation in India, particularly for the yarns & fabric. The future looks promising and the vision of "Make in India" can be realized very quickly in the Textile Industry.

Sustained supply of raw material is key to provide competitive edge to Indian textile industry. In the 2014-15 season, India became number one in cotton cultivation with 32.05 million acres under cotton cultivation. India's cotton planting seen falling to seven-year low Cotton planting in India, the world's biggest producer, is likely to fall to the lowest in seven years in the 2016/2017 marketing season as farmers switch to other crops, potentially cutting production and exports of the fibre. Our efforts for use of latest technology in seed development is very encouraging and is in the interest of agriculture and textile sectors.

TUFS launched by government in 1999 is perhaps the best example of policy measures to improve the competitiveness of the industry. Of course there has been inordinate delay in settling various pending claims. Ministry of Textiles has been requested for necessary funds and clear all the pending cases.

**Hardyal S. Cheema**  
**President**



# NITMA Annual Report 2015-16

## CONTENTS

<b>PARTICULARS</b>	<b>PAGE NO.</b>
About NITMA	1
List of NITMA'S Past President	2
NITMA Executive Committee Members	3
<b>REPORT FOR THE YEAR</b>	
Representatives of NITMA members in various Committees	6
Membership in other Industry Forums & Events organized	7
Meetings Attended during Oct 2015 to June 2016	8
Circulars sent by NITMA during Oct 2015 to June 2016	9
Training programmes /Workshops organized/supported by NITMA	17
Representations sent to different Government officials and replies received	23
New Members after last AGM held on September 2015	24
NITMA's website / Events	24
NITMA brochure / NITMA group in WhatsApp	26
GST	27
Textile Sector Skill Council (TSC)	28
Statistical Data-Ready Reckoner	34
Annual Accounts for the year 2015-16	117

# NITMA

## ABOUT NITMA

**Advocacy, Consulting, Market Research,  
Trade Events News / Views Analysis,  
Spotting Trends  
Policy Analysis:  
Textile Policy of India,  
Policy Analysis: Textile Competing Countries  
Competitiveness studies  
International flows of Textile Machinery:  
Investment flows across the Globe  
International Net working**

The Northern India Textile Mills Association (NITMA), a non-profit registered society, was established in 1956 specially to service the promotional needs of textile and textiles machinery manufacturers. All new membership should come from NITMA's assigned territory viz J&K, Punjab, Himachal Pradesh, Haryana, or from companies whose registered or corporate offices are in the Northern Region irrespective of the location of their plant. Uttrakhand, Chattisgarh, UP, Gujarat, Maharashtra etc. which are not included so far in NITMA assigned territory shall stand included in NITMA's assigned territory henceforth.

Recognizing the quality and effective coverage of its wide range of services, there was a demand that it should enlarge the scope of its membership to include Associate members without voting rights and enrolled them irrespective of their location from area like : cotton merchants, ginners, machinery suppliers / manufacturers, dyes and chemicals suppliers, consultants and Readymade Garments & made up units. NITMA being the service organization is engaged in promoting and protect the interest of its members in its interface with Government and its agencies at various levels and takes up issues which need to be addressed through Government intervention, as follows:

- ❖ Projecting in target markets the performance and potential of its member units through various media.
- ❖ To organize Seminars, Workshops, Conferences and meetings with various State and Central Government authorities.
- ❖ Sponsoring outgoing textile and other related interest of members in trade, economic and commercial relations with other countries.
- ❖ Convening meetings on policy level issues related to central and state levels, to provide an opportunity to its constituent members to review, discuss and wherever necessary, to formulate recommendations to the Government and other authorities.
- ❖ Executing projects and responsibilities entrusted to it from time to time, by various agencies like CITI-CDRA, NITRA etc. and servicing as a forum for two way transmission of views and information between Government Departments both at the Central and State levels.
- ❖ Organizing Training and Orientation Programmes for its Constituents members on Foreign Trade policy and Procedures, and Rules and Procedures of Customs and Excise and other subjects related to exports.
- ❖ Conducting special Studies on subject like target markets, products, quality and issue based topics.
- ❖ Attending on a day to day basis, queries and operational level problems of individual units and referring such issues and concerns to the concerned departments and officials with sustained follow ups.

**List of NITMA Past President**

1	Dr. Bharat Ram	1958-1963
2	Shri M M Thapar	1963-1967
3	Shri M K Mohta	1967-1969
4	Dr. Vinay Bharat Ram	1969-1971
5	Shri S P Virmani	1971-1974
6	Shri M D Dalmia	1974-1976
7	Shri K N Modi	1976-1978
8	Shri M M Tayal	1978-1980
9	Shri M M Thapar	1980-1981
10	Shri S K Modi	1981-1983
11	Shri G N Parliwal	1983-1985
12	Shri Jaswant Rai	1985-1987
13	Shri A K Swarup	1987-1989
14	Shri V N Kanoria	1989-1991
15	Shri Ajay S Shriram	1991-1993
16	Shri S P Oswal	1993-1995
17	Shri Shekhar Agarwal	1995-1997
18	Shri Alok B Shriram	1997-1998
19	Shri H B Chaturvedi	1998-2000
20	Shri Shishir Jaipuria	2000-2003
21	Shri Sanchit Jain	2003-2004
22	Dr. H B Chaturvedi	2004
23	Shri Shishir Jaipuria	2004-2006
24	Shri Sunil Kumar Jain	2006-2008
25	Shri Ashish Bagrodia	2008-2010
26	Shri Mukund Choudhary	2010-2011
27	Shri K K Aggarwal	2011-2013
28	Shri Sharad Jaipuria	2013-2015
29	Shri Hardyal S Cheema	President

**Executive Committee Members**

1	Shri Hardyal S Cheema	:	President (Cheema Spintex Ltd.)
2	Shri Sanjay K Jain	:	Sr. Vice President (T T Limited)
3	Shri Rajiv Garg	:	Vice President (Garg Acrylics Ltd.)
4	Shri Sharad Jaipuria	:	Immediate Past President (Ginni International Ltd.)
5	Shri K K Agarwal	:	Alps Industries Ltd.
6	Shri Rajeev Mittal	:	Aarti International Ltd.
7	Shri Deepak Garg	:	A B Cotspin India Ltd.
8	Shri Anil Jain	:	AVI ANSH Textile Pvt. Ltd.
9	Shri Abhishek Ahuja	:	Ahuja Cotspin Pvt. Ltd.
10	Shri Sidharth Khanna	:	Arisudana Industries Ltd.
11	Shri Amit Goel	:	Asia Spintex Ltd.
12	Shri Aabhas Dalmia	:	Aabhas Spinners Pvt. Ltd.
13	Shri Manish Kapoor	:	Aesa Air Engg.
14	Shri Subhash Agrawal	:	Agarwal Indotex Ltd.
15	Shri Ashu Goyal	:	Aggarsain Fibres Ltd.
16	Shri G V Aras	:	ATE Enterprises Pvt. Ltd.
17	Shri Ramesh Kumar	:	Avani Textile Ltd.
18	Shri Mukesh Kumar Tyagi	:	B S T Textile Mills Pvt. Ltd.
19	Shri R L Toshniwal	:	Banswara Syntex Ltd.
20	Shri Mani Kant	:	Bishnu Texport Pvt. Ltd.
21	Shri Ramesh Aggarwal	:	Bhiwani Textile Mills (Grasim Bhiwani Textiles Ltd.)
22	Shri O P Jain	:	Birla Cotsyn (India) Ltd.
23	Shri D L Birla	:	Birla Textile Mills
24	Shri Nawal Khanna	:	Bliss Impex
25	Shri S K Khandelia	:	Chenab Textile Mills
26	Shri Shantanu Daga	:	Deepak Spinners Ltd.
27	Shri Rakesh Goel	:	DCM Textiles
28	Shri Amit Chaturvedi	:	Dwarikadhish Spinners Ltd.
29	Shri Mahesh Sharda	:	Din Dayal Purushottam Lal
30	Shri Rajiv Patodia	:	EuroTex Industries and Exports Ltd.
31	Shri Dilip Gianchandani	:	Fibre2Fashion Pvt. Ltd.
32	Shri Sanjay Singhal	:	Fertichem Cotspin Ltd.
33	Shri Anurag Dalmia	:	GHCL Ltd.
34	Shri Mohit D Shah	:	Gill & Co. Pvt. Ltd.
35	Shri Sanjib Raha	:	Gillanders Arbuthnot & Co. Ltd.
36	Shri Shishir Jaipuria	:	Ginni Filaments Ltd.
37	Shri L K Singh	:	GPI Textiles Ltd.
38	Shri Brajesh Goyal	:	G R Fabrics (P) Ltd.
39	Shri Navneet Grover	:	Grospinz Fabz Ltd.
40	Shri Rohit Kaushal	:	Hyosung Corporation India Pvt. Ltd.



**Executive Committee Members**

41	Shri Pritam Singh	:	Home Textiles India Ltd.
42	Shri Kailash Agarwal	:	HP Cotton Textile Mills Ltd.
43	Shri Kamal Goel	:	ISC TEX-TECH PVT. LTD.
44	Shri Ranvir K Vij	:	Indo Rama Synthetics
45	Shri Y C Gupta	:	Indorama Industries Ltd.
46	Shri Mohit Jain	:	Indo Count Industries Ltd.
47	Shri Rakesh Bajaj	:	Innovative Textiles Ltd.
48	Shri Updeep Singh	:	Itama Weaving (I) Pvt. Ltd.
49	Shri Anil Kumar Jain	:	Jain Textile Industries
50	Shri Rohit Seru	:	J C T Ltd.
51	Shri Manish Singla	:	Jyoti Threads (India) Ltd.
52	Shri Yogesh Kumar Jindal	:	Kashi Vishwanath Textile Mills Ltd.
53	Shri Gagan Kansal	:	Kay Gee Spinners Pvt. Ltd.
54	Shri Vinay Kotak	:	Kotak Ginning & Pressing Inds Ltd.
55	Shri Sanjay Garg	:	Longowalia Yarns Ltd.
56	Shri David Faini	:	Marzoli Machines Textile SRL
57	Shri R Manikanda Murthy	:	Mag. Solvics Pvt. Ltd.
58	Shri Rishi Oswal	:	Malwa Cotton & Spg. Mills Ltd.
59	Shri N M Shukla	:	Moenus Textile (P) Ltd.
60	Shri Sunil Patwari	:	Nagreeka Exports Ltd.
61	Shri Kamal Oswal	:	Nahar Group of Companies
62	Shri R L Nolkha	:	Nitin Spinners Ltd.
63	Shri K S Ram Ratnam	:	Olam Agro India Ltd.
64	Shri Vinit S Sethi	:	Orient Textfabs Pvt. Ltd.
65	Shri Ashok Oswal	:	Oswal Spg. & Wvg Mills Ltd.
66	Shri Suresh Gupta	:	Punjab Spintex Ltd.
67	Shri Ramesh Kumar Jain	:	Pasupati Spg. & Wvg Mills Ltd.
68	Shri Ramesh Kumar Goyal	:	Partap Fabrics Pvt. Ltd.
69	Shri P Kashi Viswanathan	:	Picanol India
70	Shri Tek Chand Goyal	:	Pooja Cotspin Ltd.
71	Shri Shreyaskar Choudhary	:	Pratibha Syntex Ltd.
72	Shri Sudhir Jain	:	Pundrik Textile Mills
73	Shri Nikhil R Parikh	:	R B Electronics & Engg.
74	Shri Rajesh Goyal	:	Radiant Textile Ltd.
75	Shri Haresh D Ramsinghani	:	Rainbow Denim Ltd.
76	Shri Shekhar Agarwal	:	Rajasthan Spinning & Wvg Ltd. (LNJ Group)
77	Shri M S Pooni	:	Rana Polycot Ltd.
78	Shri P K Deka	:	Rieter India Pvt. Ltd.
79	Shri Amit Gupta	:	S T Cottex Exports (P) Ltd.
80	Shri Anil Setia	:	Satia Synthetics Ltd.

**Executive Committee Members**

81	Shri Neeraj Saluja / V K Goyal	:	SEL Manufacturing Co. Ltd.
82	Shri Ashu Jain	:	Sharmanji Yarns Pvt. Ltd.
83	Shri Gaurav Tayal	:	Sat Sahib Trading Co.
84	Shri Sham Lal Goyal	:	Satluj Spintex Ltd.
85	Shri Ashok Juneja	:	Saurer Textile Solutions Pvt. Ltd.
86	Shri Sandeep Gupta	:	Shyam Indofab Ltd.
87	Shri Amjad Ali	:	Sohrab Spinning Mills Ltd.
88	Shri Mukund Choudhary	:	Spentex Industries Ltd.
89	Shri Sushil Jindal	:	S R Industries
90	Shri Munish Avasthi	:	Sportking India Ltd.
91	Shri Dwarka Dass Goyal	:	Shree Ganesh Threads Ltd.
92	Shri Vivek Verma	:	Square Corporation
93	Shri Dhruv Satia	:	T C Spinners Pvt. Ltd.
94	Shri Rajinder Gupta /Abhishek Gupta	:	Trident Ltd.
95	Shri Ashish Sharma	:	Truetzschler India
96	Shri Anurag Gupta	:	Usha Yarns Ltd.
97	Shri R Ratnam	:	Uster Technologies
98	Shri Vishal Bhalla	:	Vaibhav Yarn Mills (P) Ltd.
99	Shri Vikram Jain	:	Vallabh Textile Co. Ltd.
100	Shri Ashok Oswal /Adish Oswal	:	Vardhman Polytex Ltd.
101	Shri S P Oswal	:	Vardhman Textiles Ltd.
102	Shri Pradip Roy	:	Voltas Limited
103	Shri V Gauba	:	V AND S International Ltd.
104	Shri Vinod Ahuja	:	VRA Cotton Mills Pvt. Ltd.
105	Shri Rajesh R Mandawewala	:	Welspun India Ltd.
106	Shri Ashish Bagrodia	:	Winsome Textile Industries Ltd.
107	Shri Manish Bagrodia	:	Winsome Yarns Ltd.

## NITMA

### Representatives of NITMA on various Governmental Committees, and Independent Autonomous Bodies 2015-16

	Main Member	Alternate Member
CITI Committee	Shri Hardyal S Cheema Shri Sanjay Kumar Jain Shri Rajiv Garg Shri Sharad Jaipuria Shri Manish Bagrodia Shri Ashish Bagrodia Shri Mukesh Tyagi Shri Sandeep Gupta	Shri Sanjeev Kumar Budhiraja Shri Rikhab Chand Jain Shri Sanjiv Garg Shri Shreevats Jaipuria Shri Chander Bhan Kataria Shri Anil Sharma Ms. Nikita Tyagi Shri Sanjay Singhal
Consultative Committee of Cotton Advisory Board	Shri Hardyal S Cheema, President, NITMA	
Cotton Yarn Advisory Board	Shri Hardyal S Cheema, President, NITMA Shri Sanjay Jain, Sr. Vice President, NITMA	
Textile Workers Rehabilitation Fund Scheme Committee	Shri Hardyal S Cheema, President, NITMA Shri Sanjay Jain, Sr. Vice President, NITMA	
Textile Committee of Ministry of Textiles	Shri S P Oswal, Chairman and Past President, NITMA	
Council of Administration, NITRA	Shri Surinder Mahajan, Shri P Kasiviswanathan, Shri G. Balasubramanian	
NITMA Press Committee	Shri Hardyal S Cheema, President, NITMA	
NITMA Market Analysis Committee	Shri Manish Bagrodia, Chairman	
Textile Sector Skill Council	Shri Hardyal S Cheema, President NITMA	
Textile Sector Skill Council-Committee for Quality Assurance( CQA)	Shri G.Balasubramanian, Member	

**NITMA'S Membership in other Industry Forums**

**CONFEDERATION OF INDIAN TEXTILE INDUSTRY (CITI)**

6th Floor, Narain Manzil  
23, Barakhamba  
New Delhi – 110 001

**PHD Chamber of Commerce & Industry (PHDCCI)**

PHD House,  
4/2, Siri Institutional Area,  
August Kranti Marg, New Delhi – 110016

**Events Organised During - September 2015 to June 2016**

**Executive Committee, Market Analysis Committee**

Executive Committee Meetings held during the Year  
58th AGM held on 25th September, 2015 at New Delhi  
Meeting held on 17th December, 2015 at Ludhiana  
Meeting held on 19th October, 2015 at Ludhiana  
Meeting held on 12th October, 2015 at Ludhiana

**Market Analysis Committee / Tele Conference Meeting**

Teleconference on 6th June, 2016  
Teleconference on 2nd May, 2016  
Teleconference on 4th April, 2016  
Teleconference on 7th March, 2016  
Teleconference on 1st February, 2016  
Teleconference on 4th January, 2016  
Teleconference on 7th December, 2015  
Teleconference on 2nd November, 2015  
Teleconference on 5th October, 2015

## NITMA

### Meetings Attended

1	CITI Meeting at Mumbai.	10.10.2015
2	NITMA Executive Committee meeting at Ludhiana.	12.10.2015
3	Meeting with Shri N.K Sharma (MLA) President NITMA & Secretary General.	13.10.2015
4	Meeting with Shri Madan Mohan Mittal (Industrial Minister).	14.10.2015
5	CII Texcon 2015: 15-16 October 2015: Hotel The Lalit, New Delhi.	15.10.2015
6	NITMA Executive Committee meeting at Ludhiana.	19.10.2015
7	Meeting with Textile commissioner in Mumbai.	28.10.2015
8	CAB meeting in TC's office in Mumbai.	02.11.2015
9	ICC 2015 Conference in Delhi.	07.11.2015
10	NITMA Delegation to Milan.	12.11.2015
11	74th Plenary Meeting of International Cotton Advisory Committee (ICAC) at Mumbai.	06.12.2015
12	NITMA Executive Committee meeting at Ludhiana.	17.12.2015
13	CAB meeting in TC's office in Mumbai.	03.02.2016
14	"Make in India" at Mumbai, (dated 17, 18 & 19 February 2016)	17.02.2016
15	EXIM Bank Seminar at Ludhiana.	25.02.2016
16	CITI meeting at Mumbai.	09.03.2016
17	TEXPROCIL Meeting at Mumbai.	10.03.2016
18	Meeting with Fiber2fashion at Ahmedabad.	14.03.2016
19	CITI/ITMF Meeting at Mumbai.	30.06.2016

**NITMA**

**Circulars sent by NITMA During - September 2015 to June 2016**

1	Exports of Cotton Textiles.	18.09.2015
2	Notice & Programme for AGM to be held on 25.09.2015, Auditors' report & balance sheet.	19.09.2015
3	Anti Dumping Investigation initiated by Pakistan on import of Cotton Yarn from India – Professional help in preparing Questionnaire Response.	19.09.2015
4	Brochures for testing facilities for Textile/Garment & Made -ups, Protective Textile and Automotive Textile Sectors.	23.09.2015
5	Anti Dumping investigation by Pakistan on import of Cotton Yarn from India.	25.09.2015
6	Job fair for Persons with Disability on 2nd October 2015 - Company Registration Form.	30.09.2015
7	CII TEXCON 2015: 15-16 October 2015: Hotel The Lalit, New Delhi.	30.09.2015
8	TUFS Interest subsidy released.	30.09.2015
9	Minutes of Annual General Meeting of NITMA held on 25th September 2015 at PHD House, New Delhi.	07.10.2015
10	Trans Pacific Partnership Agreement.	08.10.2015
11	Invitation to submit Training demand for RPL in Oct -Dec 2015 (Deadline 11th Oct 2015, midnight).	08.10.2015
12	NITMA EC Meeting on 12.10.2015 – Agenda.	12.10.2015
13	CII TEXCON 2015: 15-16 October 2015: Hotel The Lalit, New Delhi.	12.10.2015
14	Ministry of Finance has issued Notification No.51/2005-Customs (ADD) dt. 21-10-2015 reg.seeks to levy definitive anti-dumping duty on imports	23.10.2015
15	Ministry of Finance has issued Notification No.52/2015-Customs (ADD) dt. 28-10-2015 which seeks to extend anti dumping duty on Narrow Woven Fabric.	29.10.2015
16	Digital signature of Customs Documents.	30.10.2015
17	Ministry of Finance has issued Notification No.22/2015-Central Excise (N.T) dt.29-10-2015 amending CENVAT Credit Rules, 2014.	30.10.2015
18	Merchandise Exports from India Scheme (MEIS) -Additions/amendments Table 2 [containing ITC (HS) code wise list of products with reward rates].	30.10.2015
19	Indian Cotton Conference - ICC 2015	03.11.2015
20	Cancellation of Bond/BG under the Advance Authorization Scheme.	04.11.2015
21	Outcome of the Consultative Committee of Cotton Advisory Board Meeting.	04.11.2015
22	Application for Duty Credit Scrips of additional 2% under Market Linked Focus Product Scheme.	04.11.2015
23	Yarn Fabric and Accessories Trade Show 2015 - co-supported by NITMA.	05.11.2015
24	Enquiry for yarns from Vietnam.	06.11.2015



**Circulars sent by NITMA During - September 2015 to June 2016**

25	“Medical textiles conclave: An interface between medical and textile fraternity” on 06-12-2015 at PHD House, New Delhi.	10.11.2015
26	DGFT issued Public Notice no. 15/2015-20 & 16/2015-20 dt. 9-11-15 amending Para 2.90 (d) & Para 9.06 of Handbook Procedures 2015-2020.	10.11.2015
27	New Drawback Schedule w.e.f 23.11.2015.	17.11.2015
28	Clarification by the Government on Swachh Bharat Cess.	17.11.2015
29	ICAC Conference during 6.12.2015 to 11.12.2015.	18.11.2015
30	Applications Invited: Govt. Sponsored Opportunity for Business Development with German Companies.	18.11.2015
31	Interesting article on cotton report shared by Mr. Sanjay K Jain, MD of T.T Limited and also Sr. Vice President of NITMA,	18.11.2015
32	Cabinet Committee approves 3% interest subvention scheme to boost exports.	19.11.2015
33	One day workshop on “Protective Textiles: Present Scenario and Future Prospective.	19.11.2015
34	Meeting with CCPIT Delegation on 1st December, 2015.	24.11.2015
35	NITMA EC meeting in Ludhiana on 17.12.2015, Thursday.	26.11.2015
36	Pilferage Case. (Letter recvd. from Mr. I J Dhuria (Vardhman Textiles Ltd.) about an incidence of pilferage in cotton bales from Adampur (Haryana) to Baddi unit).	30.11.2015
37	Draft Notification of Ministry of Environment, Forest & Climatic Change regarding establishment of Zero Liquid Discharge in Textile Industry.	30.11.2015
38	74th Plenary Meeting of ICAC – Registration.	30.11.2015
39	Anti-dumping duty on import of "Polyester Filament Yarns - High Tenacity" under Customs Tariff Heading No. 54022090.	30.11.2015
40	Fabric Istanbul 2016. (27 April to 30 April 2016) NITMA is a supporting partner to this event.	04.12.2015
41	Two day workshop on I Excel I Lead to bring Excellence on 11-12 December 2015 at Chandigarh.	08.12.2015
42	CEA led Panel recommends RNR at 17 -18% and eliminating Additional Tax of 1% on inter-state supply of goods.	08.12.2015
43	RBI Circular on Interest Equalisation Scheme on Pre and Post Shipment Rupee Export Credit.	08.12.2015
44	GST.(CITI Chairman Shri Naishadh Parikh shared information regarding GST).	08.12.2015
45	Public Notice No. 47/2015 -20 DGFT, Notification No. 25 /2015-Central Excise (N.T), Notification No. 60/2015 - Customs (ADD).	11.12.2015
46	Agenda for EC meeting Thursday, 17th Dec. 2015.	11.12.2015
47	Proposals for Union Budget 2016-17.	14.12.2015
48	GST for Indian Textile Industry.	14.12.2015

**NITMA**

**Circulars sent by NITMA During - September 2015 to June 2016**

49	Seminar/Awareness Workshop on "TDS/TCS PROVISIONS OF INCOME TAX ACT, 1961" on 22 December 2015 at Chandigarh.	16.12.2015
50	GST: How would it impact textile industry.	17.12.2015
51	Inviting participation in India Pavilion at 'Yarn Expo' & 'Intertextile', 16-18 March, 2016 to be held at Shanghai, China.	18.12.2015
52	Notice for the 2nd Meeting of the Committee of CITI.	21.12.2015
53	Minutes of the First Meeting of Consultative Committee of Cotton Advisory Board (CAB) for the cotton season 2015-16 held on 03.11.2015.	29.12.2015
54	Details of Cabinet's Decision on TUFs.	31.12.2015
55	8 Rieter Combers + 1 Unilap to be sold Immediately.	31.12.2015
56	Workshop on "Performance Management System with latest techniques" at PHD House, Chandigarh.	02.01.2016
57	International Denims Conference at IIM Ahmadabad.	02.01.2016
58	India-EU FTA - Textile Industry recommends for "Zero to Zero" Tariff Arrangement.	04.01.2016
59	Uploading of TUF loans sanctioned under RR-TUF Scheme.	04.01.2016
60	UNIMIX, E7/3R, Rieter, 1996 in Running Condition for Sale.	05.01.2016
61	World of Cotton Supply and Distribution 2015-16.	11.01.2016
62	Request to Participate and support INTEXCON 2016 in Ahmadabad.	12.01.2016
63	Implementation of A - TUFs from 13.1.2016 - Textile Ministry issues resolution.	15.01.2016
64	Minutes of EC meeting held on 17.12.2015.	15.01.2016
65	Trade Facilitation Measures in all DGFT Offices.	20.01.2016
66	Consultative Committee Meeting of CAB to be held on 02.02.2016 at 11:00 AM.	20.01.2016
67	Seminar on the Indian Textiles and Apparel Industry : 1000 Hrs - 1300 Hrs Thursday, 18-02-2016, MMRDA Grounds, Bandra Kurla Complex, Mumbai	21.01.2015
68	Survey on Spinning Productivity.	23.01.2016
69	Inputs for A-TUFs guidelines.	24.01.2016
70	TUFs Interest subsidy released under R-TUFs & RR-TUFs upto June 2015.	24.01.2016
71	CBEC, Department of Revenue, MoF issued the following notifications no: 1/2016- & 6/2016 Customs (ADD) dt. 28.01.2016.	29.01.2016
72	DGFT vide Public Notice No.57/2015-2020 dt. 27-01-2016 has relaxed provision in Para 2.55(d) of Handbook of Procedure 2015-20.	29.01.2016

**NITMA**

**Circulars sent by NITMA During - September 2015 to June 2016**

73	Cotton and Poly-Cotton Yarns enquiry from Vietnam.	29.01.2016
74	Trade Enquiries received at the Council's stall at Heimtextile Frankfurt, Germany - January 2016.	29.01.2016
75	Invitation for Workshop to validate training standards of job roles for testing & quality control departments of textile industry at Ludhiana.	29.01.2016
76	Report on TUFs by Mr. V.K. Ladia, Chairman, CITI Sub -Committee on TUFs.	04.02.2016
77	Customs Single Window extended to other locations.	05.02.2016
78	Outcome of the Consultative Committee of Cotton Advisory Board meeting.	05.02.2016
79	Govt. of Punjab's reply to NITMA's Representation on Unavailability of Eligible Fiscal Incentives announced in Punjab Industrial Policy 2013.	05.02.2016
80	Trade enquiry - supply to Saudi Arabia.	08.02.2016
81	Proceedings of the 2nd Meeting of the Committee of CITI.	10.02.2016
82	Investment opportunities in CLMV (Cambodia, Laos, Myanmar & Vietnam) Region.	10.02.2016
83	Amendment to All Industry Rates of Duty Drawback effective from 11.2.2016.	12.02.2016
84	Action required for reimbursement of IR under MTUFS.	12.02.2016
85	Interest Equalisation Scheme on Pre and Post Shipment Rupee Export Credit.	15.02.2016
86	Invitation for interactive session on "INVESTMENT OPPORTUNITIES IN CAMBODIA, LAO PDR, MYANMAR & VIETNAM (CLMV) REGION".	17.02.2016
87	List of prosecution cases in Central Excise.	19.02.2016
88	Report on first phase of Market Study in Africa.	19.02.2016
89	Trade Enquiries received at TEXPROCIL.	22.02.2016
90	Minutes of the Second Meeting of Consultative Committee of Cotton Advisory Board (CAB) for the cotton season 2015-16 held on 02.02.2016.	23.02.2016
91	TEXPROCIL - E-Newsletter Vol.2 Issue No.34 - 23/02/2016.	23.02.2016
92	Highlights of the Railway Budget 2016-17.	29.02.2016
93	FM's Speech & Highlights of the Union Budget 2016-17.	29.02.2016
94	Minutes of 2nd meeting of Working Group to Formulate Standards and Technical Regulations.	29.02.2016
95	Anti-Dumping Duty on Elastomeric Filament Yarn: draft letter for interested parties.	29.02.2016
96	Textile Industry's reaction on the Union Budget 2016-17.	02.03.2016

**NITMA**

**Circulars sent by NITMA During - September 2015 to June 2016**

97	Highlights of Union Budget 2016-17 pertaining to the Textile Industry.	02.03.2016
98	Details of speed frame m/c's. (For sale machines at Pasupati Spg, Polyester plant in Kalaamb, H P)	02.03.2016
99	Resolution on A-TUFS dated 29th February 2016.	03.03.2016
100	Salient features of A-TUFS guidelines.	03.03.2016
101	Trade Enquiries TEXWORLD PARIS - February 2016.	04.03.2016
102	NITMA delegation to Myanmar for 5th Myanmar Int'l Textile & Garment Industry Exhibition from 24th - 27th June 2016, Yangon, Myanmar.	04.03.2016
103	Interview of Mr. Sharad Jaipuria's (CMD Ginni Intl. & NITMA past President) printed in the Vol. 13, No. 8 of the Textile Times Monthly Magazine of CITI.	04.03.2016
104	Energy saving machines/devices/process control equipment.	04.03.2016
105	Grant of EDF Waiver for Export of Goods Free of Cost.	08.03.2016
106	Re-Categorization of Industry for obtaining environment clearance from State Pollution Control Board.	08.03.2016
107	Highlights of TUF TAMC Meeting held on 07.03.2016 at Mumbai.	08.03.2016
108	Notification no. 20/2016-Service Tax dt. 8.03.2016 reg .amendments in Service Tax Rules, 1994.	10.03.2016
109	Highlights of TUF TAMC Meeting held on 07.03.16 in Mumbai.	10.03.2016
110	"Seminar on Awareness of Whitefly & best Practices for growing Cotton" at Abhore (PB)	15.03.2016
111	Grant of EDF Waiver for Export of Goods Free of Cost.	15.03.2016
112	Re-Categorization of Industry to obtain consent from the pollution control board - final document released by Central Pollution Control Board.	16.03.2016
113	Highlights of the 2nd meeting of TAMC of TUFS held on 14.03.2016.	16.03.2016
114	Press Release by NITMA on VAT relief for Punjab Textile Industry in state budget 2016-17.	18.03.2016
115	Enquiry from Vietnam for Yarns, Grey fabrics & finished fabrics.	28.03.2016
116	Survey on GST by Ministry of Finance.	28.03.2016
117	Invitation for Expression of Interest for Development of CBRN Products. & Technologies for Detection, Protection & Test Facilities.	28.03.2016
118	Minutes of the 1st & 2nd Meeting of the TAMC under ATUFS.	28.03.2016
119	Invitation to "Invest Vietnam 2016" seminar.	30.03.2016
120	Notification on E-Waste issued by The Ministry of Environment, Forest and Climate Change vide its Notification (GSR 338(E)) dt. March 23, 2016	31.03.2016

**NITMA**

**Circulars sent by NITMA During - September 2015 to June 2016**

121	External Commercial Borrowings (ECB) - Revised framework.	31.03.2016
122	Construction and Demolition Waste Management Rules, 2016.	31.03.2016
123	Implementation of Integrated Declaration.	01.04.2016
124	Highlights of the 3rd Meeting of TAMC of A-TUFS held on March 30, 2016.	01.04.2016
125	PSPCL Circular.(Circular regarding continuation of Existing Tariff structure till the time ARR / Tariff orders for 2016 – 17.	01.04.2016
126	Circular No. 1 (2015-2016 series) under Amended Technology Upgradation fund Scheme (A-TUFS).	05.04.2016
127	Lists of eligible machinery under Amended Technology Upgradation Fund Scheme (A-TUFS).	06.04.2016
128	CENVAT Credit – Dutiable and Exempted Goods.	06.04.2016
129	Contribution under CSR activities for ICMF CDRA.	06.04.2016
130	Interactive Session with Shri Prakash Javadekar, Minister of Environment, Forest and Climate Change, Government of India.	07.04.2016
131	Picanol seminar at Hotel JW Marriot Chandigarh 20th April 2016.	07.04.2016
132	Proceedings of the 3rd meeting of the Committee of CITI held on 09.03.2016.	11.04.2016
133	Notification no. 1327 (E) dt. 6.04.2016 issued by Ministry of Environment, Forest and Climate Change.	13.04.2016
134	Workshop on “Personality Development and Business Communication Skills” at PHD House, Chandigarh.	13.04.2016
135	Yarn Fabric & Accessories International Exhibition in Delhi.	13.04.2016
136	NITMA delegation to Myanmar for 5th Myanmar Int’l Textile & Garment Industry Exhibition from 24th - 27th June 2016, Yangon, Myanmar.	13.04.2016
137	FICCI Quarterly Survey on Indian Manufacturing Sector for Quarter 4, 2015-16 and Quarter 1, 2016-17.	14.04.2016
138	Notification no. 24/2016 –Central Excise (N.T) issued by Ministry of Finance, Department of Revenue.	15.04.2016
139	Clarification on issues regarding levy of Service Tax on the services provided by Government or a local authority to business entities.	15.04.2016
140	Seminar on - "Labour laws and Law on Sexual Harassment of Women at Workplace". At PHD House, Chandigarh.	15.04.2016
141	Press release: A.T.E. ties up with Savio group for automatic winders and two-for-one twister.	18.04.2016
142	Low cost light weight Modular Toilet using Technical Textiles -Textile Reinforced Concrete (TRC).	18.04.2016
143	Interaction Session – Export. (Jointly with Texprocil dt. 28.4.2016 between 2.30 p.m.to 5 p.m. at Coimbatore).	18.04.2016
144	Representation to Union Minister of State for Labour & Employment not to restrict withdrawal of 3.67% of the employer’s contribution.	18.04.2016

**Circulars sent by NITMA During - September 2015 to June 2016**

145	The Contract Labour (Regulation and Abolition) Central (Amendment) Rules 2016 - draft notification.	19.04.2016
146	EPFO withdraws notification dated 10.02.2016 on claims settlement.	20.04.2016
147	Requirement / Disposal of machineries by member mills.	20.04.2016
148	Guidelines for setting up of Pradhan Mantri Kaushal Kendra (PMKK).	21.04.2016
149	Invite for B2B Session with High Powered Delegation from Bahamas on 26th April, 2016 at 4:00 p.m.	21.04.2016
150	Solid Waste Management Rules, 2016.	26.04.2016
151	Trade Enquiries received at Yarn Expo and Inter Textile, Shanghai - March 2016.	26.04.2016
152	Presentation on investment opportunities in port-linked industrial zones in Vietnam.	27.04.2016
153	Objections and Suggestions agnst Proposed Amendment of Rule 25(2)(iv) of Contract Labour (Regulation and Abolition) Central Rules, 1971.	27.04.2016
154	Meeting with Secretary Textiles on textile related issues.	28.04.2016
155	Clarification regarding export subsidies on cotton.	28.04.2016
156	Pakistan initiates Anti Subsidy investigation on import of Cotton yarn of 55.5 and above from India.	29.04.2016
157	TexSnips: Monsanto Technology Leader Talks about Future.	29.04.2016
158	Import of Goods: Import Data Processing and Monitoring System (IDPMS)	29.04.2016
159	Precautions to be taken to avoid fire accidents.	02.05.2016
160	C.No:105-B/2016 All Exporting Member Mills'.	02.05.2016
161	SITRA STATISTICS ON YARN QUALITY for Indian Mills.	06.05.2016
162	Incremental Export Incentivization Scheme.	06.05.2016
163	Clarification regarding benefits under Incremental Export Incentivisation Scheme (IEIS) notified vide Notification No. 27 dated 28.12.20012.	10.05.2016
164	Survey on the Contamination Status of Indian Cotton.	10.05.2016
165	Interactive session on the "GST- Drivers for Economic Growth "at PHD House, Chandigarh.	13.05.2016
166	NITMA AGM in June/July' 2016 – Sponsorship.	13.05.2016
167	NITMA Annual Report 2015-16: Release of an Advertisement.	17.05.2016



**NITMA**

**Circulars sent by NITMA During - September 2015 to June 2016**

168	Funds allocation for left out and black out period cases under TUFS.	17.05.2016
169	Trade Enquiry. (Received from Greece for 100% Cotton Yarn).	18.05.2016
170	Special Warehouse Licensing Regulations, 2016.	21.05.2016
171	Considering Textiles as a separate sector in forthcoming e -auction of FSA/Linkage.	27.05.2016
172	Amended Technology Upgradation fund Scheme (A_TUFS).	27.05.2016
173	Minutes of the 71st meeting of Hank Yarn Price Monitoring Committee held on 26.2.2016 in the Office of the Textile Commissioner Mumbai.	30.05.2016
174	Trade enquiry for 100% cotton yarn from Greece.	30.05.2016
175	Standards for Water Treatment for the textile industry.	30.05.2016
176	CENVAT Credit (Seventh Amendment) Rules 2016.	30.05.2016
177	Single application for filing claim under MEIS for shipments from different EDI ports.	31.05.2016
178	Amendment in Appendix-6H. (DGFT) vide Public Notice No.14/2015-2020 dt. 30.05.2016.	31.05.2016
179	Considering Textiles as a separate sector in forthcoming e-auction of FSA/Linkages.	03.06.2016
180	Business Meet in Mumbai on 9th June 2016.	06.06.2016
181	Session on Energizing Entrepreneurs to Promote International Trade.	06.06.2016
182	CITI's 9th ATEXCON on 1st July 2016 at Mumbai.	07.06.2016
183	NITMA's 59th AGM – Invitation – Associations.	08.06.2016
184	Maintenance of records in relation to warehoused goods in electronic form, filing of Returns and acknowledgement of receipt of goods.	09.06.2016
185	Standardization of Unit Measurement in Cotton Trade.	10.06.2016
186	Notice & Programme for AGM to be held on 15.07.2016.	11.06.2016
187	Open letter to all my Spinner friends in India.	21.06.2016
188	TUFS Interest subsidy released under R-TUFS & RR-TUFS upto December 2015.	21.06.2016
189	Union Cabinet approves 6000 Crores Package for garment sector aimed at creating 1 crore jobs.	23.06.2016
190	CITI hails government initiatives for job creation in garment sector.	23.06.2016
191	Agenda for the 59th AGM of NITMA	30.06.2016

## NITMA

### Training Programmes / Workshops Supported by NITMA

1	Workshop to validate training standards of job roles for testing & quality control departments of textile industry at Ludhiana.	06.02.2016
2	Interactive session on "Investment Opportunities in Cambodia, Lao Pdr, Myanmar & Vietnam (CLMV) Region".	25.02.2016
3	Seminar on "Awareness of Whitefly & Best Practices for Growing Cotton" at Abohar.	21.03.2016
4	Workshop on "Personality Development and Business Communication Skills" at PHD House, Chandigarh.	27.04.2016
5	Seminar on - "Labour laws and Law on Sexual Harassment of Women at Workplace", at PHD House, Chandigarh.	18.05.2016
6	Interactive session on the "GST- Drivers for Economic Growth" at PHD House, Chandigarh.	28.05.2016

### Representation Sent to the different Government officials

1	Representation sent to The Hon'ble Dy. C M Punjab regarding Unavailability of Eligible Fiscal Incentives as Announced in Punjab Industrial Policy 2013.	07.10.2015
2	Representation sent to The Hon'ble Industry & Commerce minister regarding, Punjab Textile Industry.	14.10.2015
3	Representation sent to The Financial Commissioner (Taxation) Govt. of Punjab regarding Tax rates on textile yarns in the State of Punjab.	23.10.2015
4	Presentation handed over personally by NITMA President & Other Esteemed members to Dy CM of Punjab reg. reduction of power cost & VAT	26.10.2015
5	Representation sent to The Secretary, Govt of Punjab, regarding Textile Industry in Punjab – Concerns.	27.11.2015
6	Representation sent to The Hon'ble PM Shri Narendra Modi & Shri Arun Jaitely (FM) & Shri Kr Santosh Gangwar reg. request for immediate Release of TUFFS	24.12.2015
7	Representation sent to The Hon'ble Chief Minister of Gujarat regarding Government of Gujarat giving bonus on sale of Seed Cotton by Farmers.	24.12.2015

**Representation sent to the different Government officials**

8	Representation sent to The Chief Parliamentary Secy., Industries & Commerce Shri N K Sharma & Shri Anirudh Tiwari Secy. Industries & Commerce regarding Textile Industry in Punjab – Concerns.	10.02.2016
9	Representation sent to Directorate Gen. of Anti-Dumping & Allied Duties, New Delhi regarding Anti-Dumping investigation regarding imports of Elastomeric Filament Yarn from China PR, Korea RP, Taiwan & Vietnam.	22.02.2016
10	Representation sent to The Directorate Gen. Of Anti-Dumping & Allied Duties, Deptt. of Commerce, New Delhi regarding Seeking Extension of Time for Submission of Imports of Elastomeric Filament yarns.	04.03.2016
11	Representation sent to Mr. K D Chaudhari, CMD (Punjab State Power Corporation Ltd., Patiala) regarding Open Access for consumers less than 1 MW of sanctioned demand.	01.04.2016
12	Representation sent to Shri Arun Jaitely, Hon'ble Minister of Finance regarding Appeal to release funds committed & confirmed Textiles Upgradation Fund (TUF) Interest Subsidy Payment to borrower's Bank.	13.05.2016

**Replies received on the Representations**

1	Reply received from Prime Minister Office, New Delhi (Copy encl.)	31.12-2015
2	Reply received from Department of Industries & Commerce, Punjab, Chandigarh (Copy encl.)	05.02.2016
3	Reply received from Ministry of textile, Udyog Bhawan, New Delhi regarding "Necessary action by Cotton Divn. & TUFs" (Copy encl.)	12.04.2016
4	Reply received from Finance Minister, New Delhi regarding "Support to bail out the textile industry" (Copy encl.)	23.04.2016
5	Reply received from Finance Minister, New Delhi regarding "Fund allocation for left out and black out period cases under TUFs" (Copy encl.)	10.05.2016

**No. 6/2/2016-TUFS  
Government of India  
Ministry of Textiles  
(TUFS Section)**

\*\*\*\*

Udyog Bhavan, New Delhi

10/5/16  
May, 2016

To,

Shri Hardyal Singh Cheema,  
Northern India Textile Mills' Association,  
PHD House, Sector-31-A,  
Chandigarh-160031

Subject: Fund allocation for left out and black out period cases under TUFS

Sir,

I am directed to refer to your letter dated 27.10.2015 addressed to Hon'ble Finance Minister and received in this Ministry from Ministry of Finance vide their letter No. 12(3)/E-V/2016 dated 23.03.2016 on the subject mentioned above and to say that it has been decided not to consider the left out and black out period cases and as such no budget provision has been made in this regard ever. During 2014-15 and 2015-16, the expenditure under RRTUFS was Rs. 1884.31 crore and 1393.19 crore respectively.

Yours faithfully,

*Syab*  
10/5/16  
(Jayashree Sivakumar)

Under Secretary to the Govt. of India

[jayashreeshiva69@gmail.com](mailto:jayashreeshiva69@gmail.com)

Telefax - 2306 2256

NITMA

सं. 12(3) /ई- V/ 2016

भारत सरकार  
वित्त मंत्रालय  
व्यय विभाग

नई दिल्ली, मार्च 23, 2016

कार्यालय जापन

अधोहस्ताक्षरी को शिकायत के निवारण/उन पर उपयुक्त कार्रवाई हेतु निम्नलिखित व्यक्ति (व्यक्तियों)/संगठन से, उनके सामने लिखे विषय पर प्राप्त पत्र/अभ्यावेदन को संलग्न करने का निदेश हुआ है। यह भी अनुरोध किया जाता है कि प्रार्थी को उपयुक्त रूप से सूचित किया जाए।

The undersigned is directed to forward herewith reference/representation, received from the individual concerned/Association, on the subject given against their names, for appropriate action/redressal of the grievances, with the requested that the petitioner may be informed suitably:

क्र.सं.	सर्वश्री/ श्रीमती/ सुश्री	दिनांक	संक्षिप्त विषय )Brief Subject)
1	Hardyal Singh Chema	27.10.2015	Support to bail out the textile industry

संलग्न: यथोक्त

अनुज दीक्षित  
(अनुज दीक्षित)  
अनुभाग अधिकारी (E-V)

सेवा में,

Ministry of Textiles,  
Udyog Bhawan,  
New Delhi

प्रतिलिपि:-

Sl. No.	पता/Address
1	Shri Hardyal Singh Chema, Northern India Textile Mills' Assn., PHD House, Sector - 31-A, Chandigarh - 160031.

No.14/9/2011-C&P  
Government of India  
Ministry of Textiles  
-----

Udyog Bhawan, New Delhi  
12/5 April, 2016.

**OFFICE MEMORANDUM**

**Subject: Grievance of Shri Hardyal Singh Cheema-reg.**

The undersigned is directed to forward herewith letter No.12(3)/E-V/2016 dated 23.03.2016 received from Ministry of Finance alongwith a grievance petition of, Shri Hardyal Singh Cheema of Chandigarh for information and necessary action by Cotton Divn & TUFS

2. It is requested that the grievance of Shri Hardyal Singh Cheema may be settled within two Months from the date of the receipt of this communication.under intimation to the undersigned.



**(J.S. Negi)**  
**Section Officer**

End:As above

To,

1. Section Officer, (Cotton), [Shri Phiray Singh], M/o Textiles, Udyog Bhawan, New Delhi

2. Under Secretary, (TUFS), [Smt. Jayashree Sivakumar], M/o Textiles, Udyog Bhawan, New Delhi

3. The Director N.K. (Export) M/o Textiles, Udyog Bhawan, New Delhi-110107

4. The Grievance Officer (PG), Shri R.K. Ojha, JS, Ministry of Commerce, Udyog Bhawan, New Delhi-110107

Copy to:- 1. Shri Hardyal Singh Cheema, orthem India Textile Mills, Assn., PHD House, Sector-31-A, Chandigarh-160031-for information.

2. Shri Anuja Dixit, Section Officer (E-V), Ministry of Finance, New Delhi. ✓





प्रधान मंत्री कार्यालय  
Prime Minister's Office

नई दिल्ली- 110011  
New Delhi- 110011

Sub:Petition of SHRI HARDYAL SINGH CHEEMA  
NORTHERN INDIA TEXTILE MILLS ASSOC.  
PHD HOUSE  
SECTOR 31 A  
CHANDIGARH  
CHANDIGARH-160031

A letter/gist of oral representation dated 24/12/2015 received in this office from SHRI HARDYAL SINGH CHEEMA is forwarded herewith for action as appropriate. Reply may be sent to the Petitioner and a copy of the same may be uploaded on the portal.

[Samir Kumar]  
Section Officer

SECRETARY,MINISTRY OF TEXTILES

PMO ID No.:PMOPG/D/2015/0308509 Dated: 31/12/2015

Copy for information to :  
SHRI HARDYAL SINGH CHEEMA  
NORTHERN INDIA TEXTILE MILLS ASSOC.  
PHD HOUSE  
SECTOR 31 A  
CHANDIGARH  
CHANDIGARH-160031

Note:- Status of the grievance can be tracked through Internet at <http://pgportal.gov.in/ViewStatus.aspx> by entering registration no. PMOPG/D/2015/0308509

**INVEST PUNJAB**  
**Punjab Bureau of Investment Promotion,**  
**Udyog Bhawan, Chandigarh**

**PBIP/Sangat Darshan/2015/6441**  
**Date: 11.12.2015**

To

**Nodal Officer-Cum-Deputy Director (F),**  
**Department of Industries & Commerce,**  
**Punjab, Chandigarh**  
**(Sangat Darshan Management)**

**Subject: For resolving the grievance received from Online Sangat Darshan Portal (Regarding Grievance No. 23751 from G. Balasubramanian)**

This is with reference to your office memo no. 1/113/2015/Sangat Darshan/S-2/10662A dated 24.11.2015 on the subject cited above.

Please find below reply to above mention grievance duly approved by Worthy Chief Executive Officer, PBIP for taking further necessary action.

<b>Complaint No.</b>	<b>Particulars</b>	<b>Reply</b>
23751/G.Balasubramanian	Grant of fiscal incentives to the textile units in the state as per FIIP 2013 & FIIP(R) 2013	All the eligible cases are being processed for LOE. However, the incentives will be provided as per provisions under FIIP 2013 & FIIP(R) 2013.

**Nodal Officer (Sangat Darshan)**  
**Assistant Controller (F & A)**

## New members from September 2015 onwards

In order to increase membership and encourage close cooperation between members and various stakeholders connected, NITMA Secretariat visited and corresponded with various organisations connected with textile industry across Northern India. Consequently, following organisations joined hands with NITMA, as its members.

1. Mr. V. Gauba (MD)  
**V & S International Pvt. Ltd., Gurgaon**  
(Knitting & Processing Unit)
2. Mr. Ravinder Jain (MD)  
**Bliss Impex, Gurgaon**  
(Processing Unit)
3. Mr. Rohit Kaushal (Marketing Manager)  
**Hyosung Corporation India Pvt. Ltd., Gurgaon**  
(World's no.1 Spandex manufacturer)
4. Mr. Kamal Goel (MD)  
**ISC TEX-TECH PVT. LTD., Derabassi, (Distt. Mohali)**  
(Textile machinery accessories manufacturer)
5. Mr. Sushil Jindal (MD)  
**SR Industries, Muradnagar, (Distt. Ghaziabad)**  
(Spinning Unit)
6. Mr. Gaurav Tayal (MD)  
**Sat Sahib Trading Co., Ludhiana**  
(Yarn Dealer)
7. Mr. Dilip Gianchandani (COO)  
**Fibre2Fashion Pvt. Ltd., Ahmedabad**  
(B2B Trade platform for Garment-Textile-Fashion Industry )
8. Mr. David Faini (MD)  
**Marzoli Machines Textile Machinery , India**  
(Leading supplier of textile machinery and components for short-staple fiber processing )

## NITMA's new Dynamic Website

Our new dynamic website, [www.nitma.org](http://www.nitma.org), went live on **01st January 2015**.

This new website is primarily based on CMS (Content Management System) which enables visitors to access multiple information by single click.

Important features worth noticing are:

- Member Companies' logos
- Announcements wizard
- Breaking News wizard
- Upcoming Events wizard
- Advertisement space (specifications are available on Website)

Regular uploads are being done on the webpage to keep it updated and user friendly.

We request you kindly visit our website and provide your valuable inputs for its further enrichment.

### **Indian Cotton Conference 2015 - ICC 2015**

Northern India Textile Mills Association (NITMA) co-hosted the Indian Cotton Conference 2015 (ICC 2015) along with The Indian Cotton Association Limited (ICAL) held on 07-11-2015 at The Leela Ambience, Gurgaon.

### **Texcon - 2015**

Confederation on Indian Industry (CII) in association with NITMA organized International conference and exhibition on Textile and Apparel from 15.10.2015 to 16.10.2015 at Hotel The Lalit, New Delhi.

### **ITMA - 2015**

The much awaited " International Textile Machinery Exhibition" being held once in 4 years, held in Milan, Italy, from 12 – 19 November' 2015.

13 members delegation from NITMA participated in ITMA 2015 and visited various key manufacturers.

### **Medical Textiles Conclave**

North India Section of Textile Institute, Manchester (NISTI), Department of Textiles Technology (IIT Delhi), AIIMS and NITMA jointly organized a 1-day event "**MEDICAL TEXTILES CONCLAVE: An Interface between Medical and Textile Fraternity**" on 06-12-2015 at PHD House, New Delhi.

### **74th Plenary Meeting of International Cotton Advisory Committee (ICAC)**

74th Plenary Meeting of International Cotton Advisory Committee (ICAC) held from 6th to 11th December 2015 at Hotel JW Marriott Sahar, in Mumbai. CITI co-hosted the event along with Ministry of Textiles, Cotton Association of India and The Cotton Corporation of India Ltd. The theme of the Plenary is "**From Farm to Fabric: The Many Faces of Cotton**" showing the growing significance of natural fibre in the cotton growing countries.

NITMA contributed Rs. 3 Lakhs for 74th Plenary Meeting of International Cotton Advisory Committee (ICAC).

### **Yarn, Fabric & Accessories (YFA) Trade Show 2015**

YFA Trade show 2015, organized by Vision Communications co-partnered by NITMA, held at NSIC Exhibition Centre Okhla, New Delhi from 14th to 17th December 2015.

YFA Trade show is the one and only trade event in South Asia, conceived to cover the entire value chain, and provide an unmatched opportunity to all stake holders and segment leaders, from across the globe to showcase their offering to the largest ever gathering of fibre, yarn, fabric, trims and accessories professionals. YFA Trade Show is created with the objective of facilitating professional networking among the industry and professionals, engaged in the fast-growing textile and apparel industry and rapidly evolving market, in the Asian region. For more details please visit: [www.yfatradeshow.com](http://www.yfatradeshow.com).

### **NITMA brochure**

NITMA brochure was introduced last year which contains core information and domain of NITMA with the list of its esteemed members.

We shall be distributing the brochure to prospective members as an introductory document.

The same is being updated regularly.

Members can order for printed brochures.

### **NITMA group in WhatsApp – Update**

NITMA has made a WhatsApp group of members under the head NITMA.

As on date, there are **107** contacts of our members in the group. Additional contacts are being added in the new group '**NITMA 1**'. The remaining members are requested to join the group.

Only important information specific to textile industry and other relevant information are shared on real time basis. We request you to make the best use of it.

## GST

CITI Chairman Shri Naishadh Parikh shared the following information regarding GST:

- 1 The current GST Bill which is under discussion at RS pertains to the amendments in the Constitution which primarily deals with States and Centre and has nothing to do with Industry. Unless Constitution is amended State and Centre will not be able to adopt the new draft Bill for GST.
- 2 Post passing of the Bill, each State will be required to pass the GST Act in their respective Legislative Assembly and Parliament will also have to adopt the GST Act which would be a transition from present Cenvat to GST. And in case of States it would be from VAT to GST.
- 3 On passing of the Constitution Amendment Bill, a GST Council would be formed comprising of representatives from all States and Centre. This Council would finally decide the GST rates and operation of GST across India. All Policy decisions would be the responsibility of the GST Council.
- 4 A lower GST rate between 16-18% is envisaged and there would be a merit rate of 12%. Ideally, if there would have been a single rate and exclusion of a few sectors, viz. Energy, Petroleum, the GST rate could have fallen by at least 200 basis points.
- 5 It is expected that Textile would be at the lower rate of 12%.
- 6 It is time when we as Industry start appreciating and accepting that fiscal and monetary policies will no longer differentiate on the products and its origin (agri or otherwise). Monetary Policy has already stopped differentiating with respect to Credit, Rate of Interest, etc. except for Loans to Farmers, which is under priority sector. Fiscal Policies have largely implemented it and with GST, it would be fully implemented. Multiple rate GSTs are less effective than a single rate GST. It is a question of time, may be 2-3 years or may be a little more, India will migrate to a single rate GST when all important economic sectors would be covered under GST.
- 7 Ideally there would be credit for all inputs. However, one will have to wait for the GST Act to pass, post Constitutional amendment.
- 8 Ideally we would like to organize a couple of seminars/interactions on GST. In North-West and South, out of which one would be with the Policy, understanding of input credit and compliances, which could be followed by transition to GST, which would deal with the nitty-gritty. A good reliable faculty for such programme would demand good fees. I wish Industry members accept programme with paid delegates. It would be multiple times the value one would pay for participants.
- 9 We are committed to provide such information as and when they are in public domain.

## Report on TSC activities

Currently 416 Textile units and 28 Handloom Organizations are affiliated to TSC as Training Providers with adequate infrastructure. There is sufficient number of certified trainers for mill Sector. TSC is exploring funding to conduct Training of Trainer programs for Handloom Sector as the sector is unorganized and does not have financially strong stakeholders who could pay for Training of Trainers. The number of training providers is planned to increase in a phased manner to cater to the future demand to train. Occupational Mapping for Mill and Handloom Sector has been done. TSC has developed 67 QPs till date Out of which 8 are for Handloom sector and remaining for mill sector. The details are given in Annex-I. Training of Trainers (ToT) and their assessments is carried out by Textile Research Associations (NITRA, BTRA, SITRA) and SIMA post which the trainers are certified. Assessors Orientation programs are carried out by TSC. Till date, 684 trainers have so far been certified by TSC, in Spinning, weaving, Knitting Processing and Handloom sectors. Out of these 20 are for Handloom Sector. 105 assessors are empanelled to 14 Assessment Agencies accredited by TSC. TSC has its reach in 17 states and 49 districts as given in Annex-II. The detail of enrolments and certifications is given in Annex-III.

### Annex-I List of 67 job roles for which QPs have been developed

Sr. No.	SPINNING	QP Code
1	Ring Frame Tenter	TSC/Q 0201
2	Open-End Spinning Tenter	TSC/Q 0203
3	Autoconer Tenter	TSC/Q 0301
4	Ring Frame Doffer	TSC/Q 0202
5	Cone Winding Operator - Manual & Assembly Winding	TSC/Q 0302
6	Fitter – Spinning Preparatory	TSC/Q 0401
7	Fitter - Ring Spinning	TSC/Q 0402
8	Fitter - Post Spinning	TSC/Q 0403
9	TFO Tenter	TSC/Q 0303
10	Speed Frame Operator – Tenter & Doffer	TSC/Q 0106
11	Combing Preparatory operator	TSC/Q 0103
12	Combing operator	TSC/Q 0104
13	Blowroom Operator	TSC/Q 0101
14	Carding Operator	TSC/Q 0102
15	Drawframe Operator	TSC/Q 0105
16	Packing Checker	TSC/Q 0501

## Annex-I List of 67 job roles for which QPs have been developed

Sr. No.	WEAVING	QP Code
17	Automatic shuttle loom operator	TSC/Q 2201
18	Shuttleless Loom Weaver - Projectile	TSC/Q 2202
19	Beam Carrier - Loader	TSC/Q 2601
20	Fitter - Autoloom Weaving Machine	TSC/Q 2402
21	Fitter - Shuttleless Weaving Machine: Rapier	TSC/Q 2403
22	Fitter - Shuttleless Weaving Machine: Projectile	TSC/Q 2404
23	Fitter - Shuttleless Weaving Machine: Air-Jet	TSC/Q 2405
24	Warper - Direct Warping Machine	TSC/Q 2101
25	Sizing Machine Operator	TSC/Q 2103
26	Size Mixer	TSC/Q 2102
27	Knotting Machine Operator	TSC/Q 2205
28	Fabric Checker	TSC/Q 2301
29	Fabric Mender	TSC/Q 2302
30	Oiler - Weaving Machine	TSC/Q 2406
31	Fitter – Weaving Preparatory	TSC/Q 2401
32	Pirn Winding Machine Operator	TSC/Q 2206
33	Shuttleless Loom Weaver - Rapier	TSC/Q 2203
34	Shuttleless Loom Weaver - Airjet	TSC/Q 2204
65	Shuttle less loom weaver - water jet	TSC/Q2207
66	Shuttle less loom Fitter - water jet	TSC/Q2407
67	Power Loom Operator	TSC/Q2208
	<b>KNITTING</b>	<b>QP Code</b>
35	Knitting Machine Operator – Circular Knitting	TSC/Q 4101
36	Knitting Machine Operator – Flat Bed Knitting	TSC/Q 4102
37	Knitting Machine Operator – Warp Knitting	TSC/Q 4103
38	Knitting Machine Fitter	TSC/Q 4201



## Annex-I List of 67 job roles for which QPs have been developed

<b>Sr. No.</b>	<b>PROCESSING</b>	<b>QP Code</b>
39	Jigger Machine Operator	TSC/Q 5201
40	Folding Machine Operator	TSC/Q 5601
41	Stenter Operator	TSC/Q 5401
42	Singeing & Desizing machine operator	TSC/Q 5101
43	Printing Machine operator	TSC/Q 5204
44	Fitter - Processing	TSC/Q 5701
45	Continuous Range Operator	TSC/Q 5102
46	Soft Flow Dyeing Machine Operator	TSC/Q 5202
47	Package Dyeing Machine Operator	TSC/Q 5203
48	Washing Range Operator	TSC/Q 5301
49	Drying Range Machine Operator	TSC/Q 5302
50	Calendaring Machine Operator	TSC/Q 5402
51	Finishing Machine Operator (Zero-Zero/Compacting)	TSC/Q 5403
52	Dyestuff & Chemical Preparation Operator	TSC/Q 5205
53	Screen Preparatory Operator	TSC/Q 5206
54	Balloon Squeezer Machine Operator	TSC/Q 5501
55	Relax Dryer Operator	TSC/Q 5502
56	Compactor Operator	TSC/Q 5503
<b>Sr. No.</b>	<b>HAND LOOM</b>	<b>QP Code</b>
57	Hank Dyer	TSC/Q 7201
58	Cone winder cum pirn winder	TSC/Q 7301
59	Warper	TSC/Q 7302
60	Two Shaft Handloom Weaver	TSC/Q 7303
	Jacquard Harness Builder	TSC/Q7502
	Jacquard weaver - Handloom	TSC/Q7306
	Textile Designer - Handloom Jacquard	TSC/Q7403
	Card Puncher (Automatic Machine)	TSC/Q7401

## Annex-II list of States and District covered

State	District
Andhra Pradesh	Anantpur
Andhra Pradesh	Chittoor
Andhra Pradesh	East Godavari
Andhra Pradesh	Guntur
Andhra Pradesh	Kadapah/Cuddapah (Kadapa)
Andhra Pradesh	Krishna
Andhra Pradesh	Prakasam
Andhra Pradesh	West Godavari
Assam	Kamrup
Gujarat	Bharuch
Himachal Pradesh	Solan
Jammu and Kashmir	Kathua
Jammu and Kashmir	Srinagar
Kerala	Palakkad
Madhya Pradesh	Ashoknagar
Madhya Pradesh	Bhopal
Madhya Pradesh	Dhar
Madhya Pradesh	Raisen
Madhya Pradesh	Ujjain
Maharashtra	Nagpur
Maharashtra	Pune
Maharashtra	Solapur
Maharashtra	Thane

## Annex-II list of States and District covered

State	District
Maharashtra	Wardha
Punjab	Ludhiana
Punjab	Sangrur
Rajasthan	Ajmer
Rajasthan	Alwar
Rajasthan	Dungarpur
Rajasthan	Jhalawar
Tamil Nadu	Coimbatore
Tamil Nadu	Dindigul
Tamil Nadu	Erode
Tamil Nadu	Krishnagiri
Tamil Nadu	Madurai
Tamil Nadu	Namakkal
Tamil Nadu	Salem
Tamil Nadu	Sivaganga
Tamil Nadu	Theni
Tamil Nadu	Tiruchiorappalli
Tamil Nadu	Tirunelveli
Tamil Nadu	Tirupur
Tamil Nadu	Virudhunagar
Telangana	Hyderabad
Telangana	Ranga Reddy
Tripura	Agartala
Uttar Pradesh	Banda
Uttar Pradesh	Mathura
West Bengal	Nadia

**Annex-III Details of Enrolments and Certifications**

Total Enrolled	34,713
Total Trainings Completed	34,713
Total Results Uploaded	28,907
Total Pass	23,572
Total Fail	904
Total Not Appeared	4,121
Total Certified	17,149
Total Certified and Placed	14,045
Total Placed	17,674

# Data & Statistics

## COTTON

### **Kapas price:**

As per CMD, CCI Ltd., Kapas prices for the current cotton season 2015-16 are ruling above Minimum Support Price (MSP) by 16% in Northern & Central Zone and 5% in Southern Zone. He added that weekly average Kapas price (as on 30.01.2016) of J-34 is higher by around 16% as compared to the weekly average Kapas price of the corresponding period of the previous year. Similarly, the weekly average kapas price of S-6 and Bunny Brahma are higher by around 17.5% and 6.5% respectively.

He further informed that as on 31.01.2016, 163.28 lakh bales have already reported arrived in various upcountry markets as against 216.59 lakh bales previous year. Thus, progressive Kapas arrivals for 2015-16 are less by around 25% than the arrivals during the same period last year.

### **Cotton Lint Price:**

As per The President, CAI Cotton Lint prices during the cotton year 2015-16 ruled higher than those of the cotton season 2014-15. He added that the monthly average prices during the period from October, 2015 to January, 2016 in case of Punjab, Haryana and Rajasthan growths (26mm length, 3.5 - 4.9 micronaire) are higher by 2.79%, Maharashtra, Madhya Pradesh and Andhra Pradesh growths (28mm length, 3.5 - 4.9 micronaire) are higher by 0.24%, Gujarat growths (29mm length, 3.5 - 4.9 micronaire) are higher by 0.65% and DCH-32 growths (34mm length, 3.0 - 3.8 micronaire) are higher by 4.96% respectively while in case of long staple growths (31mm length, 3.5 - 4.9 micronaire) are lower by 2.64% vis-à-vis those prevailing in the previous cotton season 2014-15.

He further informed that the increase in seasonal average cotton prices for the months of October, 2015 to January, 2016 compared to the corresponding seasonal average prices for the said months during 2014-15 cotton season was within the range of 0.24% to 4.96% except in the case of long staple growths (31 mm length, 3.5 – 4.9 micronaire) whose average seasonal price as compared to the same period last year fell by 2.64%.

### **Recommendation for Estimation of State-Wise Area under Cotton Cultivation for Cotton Season 2014-15 TO CAB.**

The Director, Directorate of Cotton Development (DOCD), Ministry of Agriculture, Government of India, informed that the Directorate has submitted the final estimate on area under cotton for the cotton season 2014-15 at 128.19 lakh hectares to the Department of Agriculture and Co-operation (DAC), Ministry of Agriculture, Government of India, New Delhi. The state-wise break up of final area is as detailed below:

NITMA

(Area In lakh hectares)

Sr. No.	Name of the State	Area estimated by CAB on 03.11.2015	Area recommended to CAB on 02.02.2016
1.	Punjab	4.20	4.20
2.	Haryana	6.47	6.48
3.	Rajasthan	4.87	4.87
<b>NORTHERN REGION</b>		<b>15.54</b>	<b>15.55</b>
4.	Gujarat	30.10	27.73
5.	Maharashtra	41.92	41.90
6.	Madhya Pradesh	5.74	5.47
<b>CENTRAL REGION</b>		<b>77.76</b>	<b>75.10</b>
7.	Telangana	17.20	17.13
8.	Andhra Pradesh	8.20	8.21
9.	Karnataka	8.69	8.75
10.	Tamil Nadu	1.86	1.87
<b>SOUTHERN REGION</b>		<b>35.95</b>	<b>35.96</b>
11.	Odisha	1.27	1.27
12.	Others	0.31	0.31
<b>TOTAL</b>		<b>130.83</b>	<b>128.19</b>

**Input on Estimation of State-Wise Cotton Production for the Cotton Season 2014-15 to CAB**

The Member Secretary requested CMD-CCI Ltd. and President, CAI to furnish state-wise pressed bale figures for the Cotton season 2014-15 so as to finalise the cotton balance sheet for the season 2014-15. The CMD, CCI Ltd. informed that the pressed bale data from their branch offices are yet to be received and is being compiled. The President, CAI also informed that the pressed bale data from its up-country associations are yet to be received and is being compiled.

The Director, Directorate of Cotton Development (DOCD), Ministry of Agriculture, Government of India, informed that the Directorate has submitted the final estimate on cotton production for the cotton season 2014-15 at 348.05 lakh bales to the Department of Agriculture and Co-operation (DAC), Ministry of Agriculture, Government of India, New Delhi.

## NITMA

After detailed deliberations, the Chairperson decided to restore the Sub-Committee under the Chairmanship of CMD-CCI consisting Joint Textile Commissioner (Cotton), Chairman, CITI and President, CAI as its members to arrive at pressed bale figures and closing stock at the end of cotton season. The Chairperson stated that the recommendations of the Sub-committee on pressed bale figures and closing stocks at the end of cotton season need to be placed in the next meeting of the Consultative Committee for finalization of estimates.

Thereafter, the Consultative Committee recommended to retain the production of 380 lakh bales pending receipt of the pressed bale figures and the closing stocks as on 30.09.2015 for the cotton season 2014-15 as arrived at by the Sub-committee. The state-wise break up of production is detailed below:

(In Lakh bales of 170 kg each)

Sr. No.	Name of the State	Estimated by CAB on 03.11.2015			Recommended Production to CAB on 02.02.2016		
		Pressed Bales	Loose Cotton	Total	Pressed Bales	Loose Cotton	Total
1.	Punjab	9.50	2.50	12.00	9.50	2.50	12.00
2.	Haryana	17.50	3.00	20.50	17.50	3.00	20.50
3.	Rajasthan	15.90	1.10	17.00	15.90	1.10	17.00
<b>NORTHERN REGION</b>		<b>42.90</b>	<b>6.60</b>	<b>49.50</b>	<b>42.90</b>	<b>6.60</b>	<b>49.50</b>
4.	Gujarat	104.80	3.20	108.00	104.80	3.20	108.00
5.	Maharashtra	72.25	5.75	78.00	72.25	5.75	78.00
6.	Madhya Pradesh	17.30	0.70	18.00	17.30	0.70	18.00
<b>CENTRAL REGION</b>		<b>194.35</b>	<b>9.65</b>	<b>204.00</b>	<b>194.35</b>	<b>9.65</b>	<b>204.00</b>
7.	Telangana	56.40	0.60	57.00	56.40	0.60	57.00
8.	Andhra Pradesh	21.10	5.90	27.00	21.10	5.90	27.00
9.	Karnataka	30.40	1.10	31.50	30.40	1.10	31.50
10.	Tamil Nadu	2.80	2.20	5.00	2.80	2.20	5.00
<b>SOUTHERN REGION</b>		<b>110.70</b>	<b>9.80</b>	<b>120.50</b>	<b>110.70</b>	<b>9.80</b>	<b>120.50</b>
11.	Odisha	3.95	0.05	4.00	3.95	0.05	4.00
12.	Others	2.00	---	2.00	2.00	---	2.00
<b>TOTAL</b>		<b>353.90</b>	<b>26.10</b>	<b>380.00</b>	<b>353.90</b>	<b>26.10</b>	<b>380.00</b>



**Recommendation for Estimation of State-Wise Area under Cotton Cultivation to CAB for Cotton Season 2015-16.**

The Director, Directorate of Cotton Development (DOCD), Ministry of Agriculture, Government of India, informed that the Directorate has submitted the second advance estimate on area under cotton for the cotton season 2015-16 at 118.81 lakh hectares to the Department of Agriculture and Co-operation (DAC), Ministry of Agriculture, Government of India, New Delhi. The state-wise break up of final area is as detailed below:

(Area In lakh hectares)

Sr. No.	Name of the State	Area estimated by CAB on 03.11.2015	Area recommended to CAB on 02.02.2016
1.	Punjab	4.50	4.50
2.	Haryana	5.86	5.76
3.	Rajasthan	<b>4.06</b>	4.47
<b>NORTHERN REGION</b>		14.42	<b>14.73</b>
4.	Gujarat	27.61	27.61
5.	Maharashtra	38.24	38.27
6.	Madhya Pradesh	5.47	5.47
<b>CENTRAL REGION</b>		<b>71.32</b>	<b>71.35</b>
7.	Telangana	16.89	16.94
8.	Andhra Pradesh	6.62	6.63
9.	Karnataka	5.87	6.12
10.	Tamil Nadu	1.05	1.29
<b>SOUTHERN REGION</b>		<b>30.43</b>	<b>30.98</b>
11.	Odisha	1.25	1.25
12.	Others	0.21	0.50
<b>TOTAL</b>		<b>117.63</b>	<b>118.81</b>

**Agency–Wise Input on Estimation of State-Wise Cotton Production for the Cotton Season 2015-16 for CAB**

The Member-Secretary requested agencies to place their production revised for season 2015-16 as on date, before the committee. Accordingly, the inputs on estimation of State-wise Cotton production for the Cotton Season 2015-16 furnished by various agencies viz. Directorate of Cotton Development (DOCD), Cotton Association of India (CAI), Confederation of Indian Textile Industry (CITI), Cotton Corporation of India Ltd. (CCI), Indian Cotton Federation (ICF) and Indian Cotton Association Ltd. (ICAL) are as under:-

(In lakh bales of 170 kg each)

Sr. No.	Name of the State	CAB estimates on 03.11.2015			Agency-wise input on estimation of production for CAB on 02.02.2016					
		Pressed Bales	Loose Cotton	Total	DOCD	CAI	CITI	CCI	ICF	ICAL
1.	Punjab	8.50	2.50	12.00	12.00	9.00	8.00	8.00	8.00	7.75
2.	Haryana	16.00	3.00	20.50	17.25	16.50	18.00	18.00	17.00	17.00
3.	Rajasthan	14.90	1.10	17.00	10.00	16.75	17.00	15.00	16.00	14.60
<b>NORTHERN REGION</b>		<b>39.40</b>	<b>6.60</b>	<b>49.50</b>	<b>39.25</b>	<b>42.25</b>	<b>43.00</b>	<b>41.00</b>	<b>41.00</b>	<b>39.35</b>
4.	Gujarat	101.80	3.20	108.00	102.00	95.50	101.0	102.0	95.00	98.00
5.	Maharashtra	74.25	5.75	78.00	60.00	80.75	72.00	79.00	75.00	75.00
6.	Madhya Pradesh	17.30	0.70	18.00	16.00	19.00	18.00	18.00	19.00	18.00
<b>CENTRAL REGION</b>		<b>193.35</b>	<b>9.65</b>	<b>204.00</b>	<b>178.00</b>	<b>195.20</b>	<b>191.00</b>	<b>199.00</b>	<b>189.00</b>	<b>191.00</b>
7.	Telangana	58.40	0.60	57.00	40.00	58.00	55.00	59.00	56.00	55.00
8.	Andhra Pradesh	17.10	5.90	27.00	23.00	26.00	23.00	23.00	25.00	26.00
9.	Karnataka	22.90	1.10	31.50	16.50	18.00	20.00	22.00	20.00	19.00
10.	Tamil Nadu	2.80	2.20	5.00	4.88	7.50	8.00	5.00	5.00	5.00
<b>SOUTHERN REGION</b>		<b>101.20</b>	<b>9.80</b>	<b>120.50</b>	<b>84.38</b>	<b>109.50</b>	<b>106.00</b>	<b>109.00</b>	<b>106.00</b>	<b>105.00</b>
11.	Odisha	2.95	0.05	4.00	4.50	4.00	3.00	3.00	3.00	4.00
12.	Others	2.00	---	2.00	1.00	2.00	1.00	2.00	3.00	2.00
<b>TOTAL</b>		<b>338.90</b>	<b>26.10</b>	<b>380.00</b>	<b>307.00</b>	<b>353.00</b>	<b>344.00</b>	<b>354.00</b>	<b>342.00</b>	<b>341.00</b>

The Member Secretary requested Dr. Bimal Kumar Bhattacharya, Head – Agriculture and Land ecosystems, Space Applications Centre, Department of Space, Government of India to furnish their production estimates for 2015-16. Accordingly, Dr. Bhattacharya informed that they have arrived at 258.18 lakh bales at an estimated area of 107.72 lakh hectares using Remote Sensing data, based on the procedures developed by Space Applications Centre (ISRO).

**Inputs on Import, Export and Consumption of Cotton for Cotton Season 2015-16 for CAB**

**Agency-wise input on estimation of Import and Export of cotton**

DGCI& S, Kolkata has furnished the data on import and export of cotton from October, 2015 to December, 2015 as 01.99 lakh bales and 35.19 lakh bales respectively.

**Agency-wise input on estimation of Cotton Consumption**

Economics & Statistics Section of Office of the Textile Commissioner has furnished the provisional month-wise consumption data for the three months i.e. October, 2015 to December, 2015 for Non-SSI units and SSI units as 66.01 lakh bales and 06.69 lakh bales respectively.

## Area, production and productivity of Cotton in India from 1947- 48 onwards

Year	Area In lakh hectares	Production In lakh bales of 170 kgs	Yield kgs per hectare
1947-48	44.24	33.36	132.00
1950-51	58.82	34.30	99.00
1960-61	76.10	60.12	134.00
1970-71	76.05	56.64	127.00
1980-81	78.23	78.00	169.00
1990-91	74.39	117.00	267.00
2000-01	85.76	140.00	278.00
2001-02	87.30	158.00	308.00
2002-03	76.67	136.00	302.00
2003-04	76.30	179.00	399.00
2004-05	87.86	243.00	470.00
2005-06	86.77	241.00	472.00
2006-07	91.44	280.00	521.00
2007-08	94.14	307.00	554.00
2008-09	94.06	290.00	524.00
2009-10	103.10	305.00	503.00
2010-11	111.42	339.00	517.00
2011-12	121.78	367.00	512.00
2012-13	119.78	370.00	525.00
2013-14	119.60	398.00	566.00
2014-15	128.19	380.00	504.00
2015-16*	118.81	352.00	504.00

## Area, production and productivity of Cotton (state-wise) 2011-12 onwards

Year	2011-12			2012-13			2013-14			2014-15(P)*			2015-16(P)*		
	Area	Prod	Yield	Area	Prod	Yield	Area	Prod	Yield	Area	Prod	Yield	Area	Prod	Yield
Punjab	5.60	20.00	607.00	4.80	21.00	744.00	4.46	21.00	800.00	4.20	12.00	486.00	4.50	9.00	340.00
Haryana	6.41	26.00	690.00	6.14	26.00	720.00	5.36	24.00	761.00	6.48	20.50	538.00	5.76	17.00	502.00
Rajasthan	4.70	18.00	651.00	4.50	17.00	642.00	3.93	14.00	606.00	4.87	17.00	593.00	4.47	16.00	609.00
North total	16.71	64.00	651.00	15.44	64.00	705.00	13.75	59.00	729.00	15.55	49.50	541.00	14.73	42.00	485.00
Gujarat	29.62	122.00	700.00	24.97	93.00	633.00	25.19	124.00	837.00	27.73	108.00	662.00	27.61	101.00	622.00
Maharashtra	41.25	76.00	313.00	41.46	81.00	332.00	41.92	84.00	341.00	41.90	78.00	316.00	38.27	77.00	342.00
Madhya Pradesh	7.06	18.00	433.00	6.08	19.00	531.00	5.14	19.00	628.00	5.47	18.00	559.00	5.47	18.00	559.00
Central total	77.93	216.00	471.00	72.51	193.00	452.00	72.25	227.00	534.00	75.10	204.00	462.00	71.35	196.00	467.00
Telangana	--	--	--	--	--	--	--	--	--	17.13	57.00	566.00	16.94	58.00	582.00
Andhra Pradesh	18.79	60.00	543.00	24.00	84.00	595.00	23.89	78.00	555.00	8.21	27.00	559.00	6.63	25.00	641.00
Karnataka	5.54	15.00	460.00	4.85	17.00	596.00	6.62	23.00	591.00	8.75	31.50	612.00	6.12	20.00	556.00
Tamil Nadu	1.33	6.50	831.00	1.28	6.00	797.00	1.52	5.00	559.00	1.87	5.00	455.00	1.29	5.00	659.00
South Total	25.66	81.50	540.00	30.13	107.00	604.00	32.03	106.00	563.00	35.96	120.50	570.00	30.98	108.00	593.00
Orissa	1.02	3.50	583.00	1.19	4.00	571.00	1.24	4.00	548.00	1.27	4.00	535.00	1.25	4.00	544.00
Others	0.46	2.00	739.00	0.51	2.00	667.00	0.33	2.00	1,030.00	0.31	2.00	1,097.00	0.50	2.00	680.00
TOTAL		367.00			370.00			398.00			380.00			352.00	
GR TOTAL	121.78	367.00	512.00	119.78	370.00	525.00	119.6	398.00	566.00	128.19	380.00	504.00	118.81	352.00	504.00

Source : CAB meeting on 02.02.2016

\*Inclusive of State-wise loose cotton production.

P-Provisional

**Statewise area under Cotton and production as per Cotton Advisory Board (CAB)  
Cotton season (Oct-Sept) 2014-15 and 2015-16**

Name of the state	2014-15 (Provisional)*				2015-16 (Provisional)*					
	Area	Production			Yield	Area	Production			Yield
		Pressed bales	Loose Cotton	Total			Pressed bales	Loose Cotton	Total	
Punjab	4.20	9.50	2.50	12.00	485.71	4.50	6.50	2.50	9.00	340.00
Haryana	6.48	17.50	3.00	20.50	537.81	5.76	14.00	3.00	17.00	501.74
Rajasthan	4.87	15.90	1.10	17.00	593.43	4.47	14.90	1.10	16.00	608.50
<b>NORTHERN ZONE</b>	<b>15.55</b>	<b>42.90</b>	<b>6.60</b>	<b>49.50</b>	<b>541.16</b>	<b>14.73</b>	<b>35.40</b>	<b>6.60</b>	<b>42.00</b>	<b>484.73</b>
Gujarat	27.73	104.80	3.20	108.00	662.10	27.61	97.80	3.20	101.00	621.88
Maharashtra	41.90	72.25	5.75	78.00	316.47	38.27	71.25	5.75	77.00	342.04
Madhya Pradesh	5.47	17.30	0.70	18.00	559.41	5.47	17.30	0.70	18.00	559.41
<b>CENTRAL ZONE</b>	<b>75.10</b>	<b>194.35</b>	<b>9.65</b>	<b>204.00</b>	<b>461.78</b>	<b>71.35</b>	<b>186.35</b>	<b>9.65</b>	<b>196.00</b>	<b>466.99</b>
Telangana	17.13	56.40	0.60	57.00	565.67	16.94	57.40	0.60	58.00	582.05
Andhra Pradesh	8.21	21.10	5.90	27.00	559.07	6.63	19.10	5.90	25.00	641.03
Karnataka	8.75	30.40	1.10	31.50	612.00	6.12	18.90	1.10	20.00	555.56
Tamilnadu	1.87	2.80	2.20	5.00	454.55	1.29	2.80	2.20	5.00	658.91
<b>SOUTHERN ZONE</b>	<b>35.96</b>	<b>110.70</b>	<b>9.80</b>	<b>120.50</b>	<b>569.66</b>	<b>30.98</b>	<b>98.20</b>	<b>9.80</b>	<b>108.00</b>	<b>592.64</b>
Orissa	1.27	3.95	0.05	4.00	535.43	1.25	3.95	0.05	4.00	544.00
Others	0.31	2.00	0.00	2.00	1,096.77	0.50	2.00	0.00	2.00	680.00
<b>TOTAL</b>	<b>128.19</b>	<b>353.90</b>	<b>26.10</b>	<b>380.00</b>	<b>503.94</b>	<b>118.81</b>	<b>325.90</b>	<b>26.10</b>	<b>352.00</b>	<b>503.66</b>

*Area in Lakh hectares ;*

*Production in lakh bales of 170 kgs each*

*Yield in Kilogram / Hectare*

Loose Cotton delivery is based on the survey of "loose cotton delivery and consumption in India" undertaken by ATIRA

\* - As estimated by CAB in its meeting held on 02.02.2016



**Demand and Supply of Indian Cotton ( In Lakh bales of 170 kgs)**

Year	2010-11	2011-12	2012-13	2013-14	2014-15*	2015-16*
<b>OPENING STOCK</b>	40.50	45.77	40.00	40.00	33.00	52.00
( AS ON 1st AUG)						
PRODUCTION	339.00	367.00	370.00	398.00	380.00	330.00
IMPORTS	5.00	7.51	14.59	11.51	14.39	15.00
<b>TOTAL SUPPLY</b>	<b>384.50</b>	<b>420.28</b>	<b>424.59</b>	<b>449.51</b>	<b>427.39</b>	<b>397.00</b>
C/PTION BY MILLS	221.77	223.59	251.74	268.03	278.55	270.00
C/PTION BY SMALL UNITS	24.46	22.12	23.59	25.20	26.28	26.50
C/PTION BY NON-MILLS	16.00	5.00	7.83	6.32	12.84	13.50
EXPORTS	76.50	129.57	101.43	116.96	57.72	65.00
<b>TOTAL OFF-TAKE</b>	<b>338.73</b>	<b>380.28</b>	<b>384.59</b>	<b>416.51</b>	<b>375.39</b>	<b>375.00</b>
<b>CLOSING BALANCE</b>	<b>45.77</b>	<b>40.00</b>	<b>40.00</b>	<b>33.00</b>	<b>52.00</b>	<b>22.00</b>

Source: CAB

NITMA

Cotton Season-wise Monthly average prices of selected varieties of lint Cotton

(Rs/Qtl)

Month	J-34			H-4		
	2013-14	2014-15	2015-16	2013-14	2014-15	2015-16
October	12,073.00	9,037.00	9,092.00	12,531.00	9,111.00	8,820.00
November	-	8,722.00	8,868.00	11,036.00	9,014.00	8,838.00
December	10,742.00	8,839.00	9,071.00	10,780.00	9,170.00	9,096.00
January	11,673.00	8,726.00	9,277.00	11,533.00	8,642.00	9,268.00
February	11,947.00	8,561.00		11,704.00	8,426.00	
March	11,822.00	8,946.00		11,435.00	8,569.00	
April	11,936.00	9,501.00		11,382.00	9,214.00	
May	12,400.00	9,925.00		11,319.00	9,617.00	
June	12,165.00	9,948.00		11,338.00	9,418.00	
July	11,614.00	9,695.00		11,269.00	9,181.00	
August	11,098.00	9,404.00		10,901.00	8,982.00	
September	10,647.00	9,464.00		10,465.00	9,148.00	
<b>Average of the season</b>	<b>11,647.00</b>	<b>9,231.00</b>	<b>9,077.00</b>	<b>11,308.00</b>	<b>9,041.00</b>	<b>9,006.00</b>
Month	S-6			Bunny / Brahma		
	2013-14	2014-15	2015-16	2013-14	2014-15	2015-16
October	12,600.00	9,408.00	9,129.00	12,870.00	9,937.00	9,182.00
November	11,236.00	9,227.00	9,057.00	11,370.00	9,523.00	9,129.00
December	11,037.00	9,321.00	9,342.00	11,179.00	9,620.00	9,343.00
January	11,803.00	8,800.00	9,469.00	11,951.00	9,256.00	9,670.00
February	11,969.00	8,630.00		12,129.00	9,348.00	
March	11,794.00	8,751.00		11,858.00	9,447.00	
April	11,821.00	9,363.00		12,019.00	10,041.00	
May	11,829.00	9,818.00		12,280.00	10,310.00	
June	11,823.00	9,637.00		12,265.00	10,020.00	
July	11,686.00	9,643.00		12,115.00	9,799.00	
August	11,201.00	9,558.00		11,863.00	9,609.00	
September	10,787.00	9,750.00		11,434.00	9,501.00	
<b>Average of the season</b>	<b>11,632.00</b>	<b>9,326.00</b>	<b>9,249.00</b>	<b>11,944.00</b>	<b>9,701.00</b>	<b>9,331.00</b>

**Cotton Season-wise Monthly average prices of selected varieties of lint Cotton**

Month	DCH-32		
	2013-14	2014-15	2015-16
October	15,850.00	12,486.00	12,609.00
November	15,337.00	12,184.00	12,642.00
December	17,720.00	12,393.00	12,782.00
January	18,088.00	12,319.00	13,799.00
February	17,822.00	11,703.00	
March	17,271.00	11,329.00	
April	16,566.00	12,467.00	
May	16,620.00	12,885.00	
June	16,602.00	12,511.00	
July	16,447.00	12,262.00	
August	16,286.00	12,008.00	
September	14,856.00	12,075.00	
<b>Average of the season</b>	<b>16,622.00</b>	<b>12,219.00</b>	<b>12,958.00</b>

(Source: Cotton Association of India)

## Cotton consumption by NON-SSI mills

(Mn.Kg.)

Financial Year (Apr-Mar.)		Cotton Year (Oct.-Sept.)	
Year / Month	Consumption	Year / Month	Consumption
2004-2005	2,637.57 (155.14)	2004-2005	2,787.98 (163.98)
2005-2006	2,914.99 (171.46)	2005-2006	3,061.60 (180.10)
2006-2007	3,243.01 (190.77)	2006-2007	3,313.61 (194.91)
2007-2008	3,330.79 (195.91)	2007-2008	3,326.50 (195.67)
2008-2009	3,224.23 (189.66)	2008-2009	3,242.60 (190.87)
2009-2010	3,437.13 (202.18)	2009-2010	3,725.72 (219.16)
2010-2011	3,953.05 (232.53)	2010-2011	3,770.02 (221.77)
2011-2012	3,590.36 (211.20)	2011-2012	3,800.83 (223.58)
2012-13	4,091.56 (240.68)	2012-2013	4,279.42 (251.73)
2013-14	4,442.51 (261.32)	2013-14 (P)	4,556.77 (268.05)
2014-15 (P)	4,651.12 (273.60)	2014-15 (P)	4,726.78 (278.05)
2015-16 (P)	4,664.07 (274.36)	2015-16 (P) (Oct-Mar)	2,293.11 (134.89)
<b>2014-15 (P)</b>		<b>2013-14 (P)</b>	
April	378.77 (22.28)	October	371.91 (21.88)
May	379.90 (22.35)	November	355.92 (20.94)
June	374.76 (22.04)	December	391.15 (23.01)
July	381.00 (22.41)	January	392.11 (23.07)
August	379.26 (22.31)	February	360.33 (21.20)
September	401.15 (23.60)	March	390.51 (22.97)
October	376.28 (22.13)	April	378.77 (22.28)
November	389.15 (22.89)	May	379.90 (22.35)
December	402.41 (23.67)	June	374.76 (22.04)
January	400.74 (23.57)	July	381.00 (22.41)
February	381.61 (22.45)	August	379.26 (22.31)
March	406.09 (23.89)	September	401.15 (23.60)

## Cotton consumption by NON-SSI mills

2015-16 (P)		2014-15 (P)	
April	397.55 (23.39)	October	376.28 (22.13)
May	398.65 (23.45)	November	389.15 (22.89)
June	397.19 (23.36)	December	402.41 (23.67)
July	395.37 (23.26)	January	400.74 (23.57)
August	402.15 (23.66)	February	381.61 (22.45)
Sept.	380.05 (22.36)	March	406.09 (23.89)
Oct.	382.45 (22.50)	April	397.55 (23.39)

Financial Year (Apr-Mar.)		Cotton Year (Oct.-Sept.)	
Year / Month	Consumption	Year / Month	Consumption
Nov.	360.77 (21.22)	May	398.65 (23.45)
Dec.	391.53 (23.03)	June	397.19 (23.36)
Jan.	387.13 (22.77)	July	395.37 (23.26)
Feb.	378.46 (22.26)	August	402.15 (23.66)
Mar.	392.77 (23.10)	Sept.	380.05 (22.36)
--	--	<b>2015-16 (P)</b>	
--	--	Oct.	382.45 (22.50)
--	--	Nov.	360.77 (21.22)
--	--	Dec.	391.53 (23.03)
--	--	Jan.	387.13 (22.77)
--	--	Feb.	378.46 (22.26)
--	--	Mar.	392.77 (23.10)

(P) - PROVISIONAL

Note :- Figures in brackets indicate quantity in terms of lakh bales of 170 kg. each.

## Cotton consumption by SSI mills

(In Mn.Kg.)

Financial Year (Apr.-Mar.)		Cotton Year (Oct. - Sept.)	
Year / Month	Consumption	Year / Month	Consumption
2004-2005	248.07 (14.59)	2004-2005	281.84 (16.57)
2005-2006	306.93 (18.03)	2005-2006	320.91 (18.85)
2006-2007	337.03 (19.82)	2006-2007	361.33 (21.27)
2007-2008	376.39 (22.17)	2007-2008	375.23 (22.08)
2008-2009	356.65 (20.97)	2008-09	343.68 (20.22)
2009-2010	358.53 (21.09)	2009-10	386.30 (22.72)
2010-11	420.70 (24.75)	2010-11	415.85 (24.46)
2011-12	381.34 (22.43)	2011-2012	375.59 (22.09)
2012-13	381.79 (22.46)	2012-2013 (P)	401.31 (23.61)
2013-14	423.69 (24.92)	2013-2014 (P)	428.31 (25.19)
2014-15 (P)	436.12 (25.65)	2014-2015 (P)	448.01 (26.35)
2015-16 (P)	459.72 (27.04)	2015-16 (Oct-Mar) (P)	233.06 (13.71)
<b>2014-15 (P)</b>		<b>2013-14(P)</b>	
April	34.59 (2.03)	October	36.58 (2.15)
May	34.62 (2.04)	November	34.34 (2.02)
June	35.06 (2.06)	December	36.58 (2.15)
July	36.22 (2.13)	January	36.06 (2.12)
August	36.61 (2.15)	February	34.47 (2.03)
September	37.54 (2.21)	March	35.64 (2.10)
October	34.58 (2.03)	April	34.59 (2.03)
November	36.62 (2.15)	May	34.62 (2.04)
December	37.79 (2.22)	June	35.06 (2.06)
January	37.38 (2.20)	July	36.22 (2.13)
February	36.20 (2.13)	August	36.61 (2.15)
March	38.91 (2.29)	September	37.54 (2.21)



## Cotton consumption by SSI mills

2015-16 (P)		2014-15(P)	
April	37.07 (2.18)	October	34.58 (2.03)
May	36.96 (2.17)	November	36.62 (2.15)
Jun	38.20 (2.25)	December	37.79 (2.22)
July	39.18 (2.30)	January	37.38 (2.20)
August	37.47 (2.20)	February	36.20 (2.13)
Sept.	37.78 (2.22)	March	38.91 (2.29)
Oct.	37.43 (2.20)	April	37.07 (2.18)

Financial Year (Apr.-Mar.)		Cotton Year (Oct. - Sept.)	
Year / Month	Consumption	Year / Month	Consumption
Nov.	36.04 (2.12)	May	36.96 (2.17)
Dec.	41.20 (2.42)	June	38.20 (2.25)
Jan.	39.93 (2.35)	July	39.18 (2.30)
Feb.	39.47 (2.32)	August	37.47 (2.20)
March	38.99 (2.29)	Sept.	37.78 (2.22)
--	--	<b>2015-16(P)</b>	-
--	--	Oct.	37.43 (2.20)
--	--	Nov.	36.04 (2.12)
--	--	Dec.	41.20 (2.42)
--	--	Jan.	39.93 (2.35)
--	--	Feb.	39.47 (2.32)
--	--	Mar.	38.99 (2.29)

(P) - PROVISIONAL

Note :- Figures in brackets indicate quantity in terms of lakh bales of 170 kg. each

## Cotton Stock by NON-SSI mills

(Mn.Kg.)

Financial Year (Apr.-Mar.)		Cotton Year (Oct. - Sept.)	
Year / Month	Stock	Year / Month	Stock
2007-2008	864.68	2007-2008	394.87
2008-2009	570.99	2008-2009	503.73
2009-2010	1053.44	2009-2010	508.87
2010-2011	992.07	2010-2011	367.69
2011-2012	667.18	2011-2012	462.27
2012-2013	909.44	2012-2013	457.66
2013-14 (P)	872.86	2013-2014	480.23
2014-15 (P)	851.7	2014-2015 (P)	457.45
2015-16 (P)	949.34	2015-16 (Mar.) (P)	949.34
<b>2014-15 (P)</b>		<b>2013-14 (P)</b>	
Apr	891.94	October	390.71
May	870.21	November	404.25
June	786.81	December	545.13
July	673.89	January	696.85
August	556.02	February	777.08
September	480.23	March	872.86
October	430.95	Apr	891.94
November	617.05	May	870.21
December	643.63	June	786.81
January	737.05	July	673.89
February	834.67	August	556.02
March	851.70	September	480.23

NITMA

Cotton Stock by NON-SSI mills

2015-16 (P)		2014-15 (P)	
Apr	850.20	October	430.95
May	798.35	November	617.05
June	744.84	December	643.63
July	625.26	January	737.05
August	552.71	February	834.67
September	457.45	March	851.70
October	437.05	Apr	850.20
November	577.59	May	798.35
December	707.12	June	744.84
January	803.14	July	625.26

Financial Year (Apr.-Mar.)		Cotton Year (Oct. - Sept.)	
Year / Month	Consumption	Year / Month	Consumption
February	914.42	August	552.71
March	949.34	September	457.45
--	--	<b>2015-16 (P)</b>	
--	--	October	437.05
--	--	November	577.59
--	--	December	707.12
--	--	January	803.14
--	--	February	914.42
--	--	March	949.34

(P) - PROVISIONAL

## Cotton Stock by SSI mills

(In Mn.Kg.)

Financial Year (Apr.-Mar.)		Cotton Year (Oct. - Sept.)	
Year / Month	Stock	Year / Month	Stock
2007-2008	49.08	2007-2008	37.03
2008-2009	41.37	2008-2009	48.43
2009-2010	57.67	2009-2010	48.97
2010-2011	55.99	2010-2011	38.24
2011-2012	47.54	2011-2012	40.47
2012-2013	47.47	2012-2013	36.91
2013-2014	44.73	2013-2014 (P)	38.18
2014-2015 (P)	55.35	2014-2015 (P)	45.64
2015-2016 (P)	54.14	2015-16 (Mar.) (P)	54.14
<b>2014-15 (P)</b>		<b>2013-14(P)</b>	-
April	48.37	October	34.83
May	52.81	November	34.75
June	42.77	December	41.04
July	41.07	January	44.19
August	38.98	February	45.51
September	38.18	March	44.73
October	36.52	April	48.37
November	40.06	May	52.81
December	44.98	June	42.77
January	45.19	July	41.07
February	48.84	August	38.98
March	55.35	September	38.18

**Cotton Stock by SSI mills**

2015-16 (P)		2014-15(P)	
Apr	54.99	October	36.52
May	49.28	November	40.06
June	49.72	December	44.98
July	48.05	January	45.19
August	48.48	February	48.84
September	45.64	March	55.35
October	46.00	Apr	54.99
November	47.45	May	49.28
December	53.43	June	49.72
January	54.76	July	48.05

Financial Year (Apr.-Mar.)		Cotton Year (Oct. - Sept.)	
Year / Month	Consumption	Year / Month	Consumption
February	55.91	August	48.48
March	54.14	September	45.64
--	--	2015-16(P)	-
--	--	October	46
--	--	November	47.45
--	--	December	53.43
--	--	January	54.76
--	--	February	55.91
--	--	March	54.14

(P) - PROVISIONAL

## Cotton Consumption – Cotton year - wise

(In Mn. Kg)

Month	2007-08	2008-09	2009-10	2010-11	2011-12	2012-13	2013-14	2014-15 (P)	2015-16 (P)
Oct.	311.51	281.11	308.15	375.53	302.01	371.35	408.49	410.85	419.88
Nov.	288.02	287.94	314.04	358.60	311.78	358.54	390.25	425.77	396.80
Dec.	320.57	305.72	331.33	383.65	342.24	384.75	427.72	440.20	432.73
Jan.	315.11	287.85	332.14	375.66	345.55	396.02	428.16	438.12	427.06
Feb.	308.39	275.99	319.84	343.85	345.19	378.10	394.80	417.81	417.92
March	313.61	297.74	340.14	370.08	346.46	401.38	426.15	445.00	431.76
April	305.66	290.99	348.94	342.85	345.19	394.75	413.36	434.62	
May	322.11	303.15	355.80	316.86	361.65	388.47	414.51	435.61	
June	315.37	306.12	352.10	309.95	359.92	382.64	409.82	435.39	
July	314.55	322.67	375.94	323.03	376.30	409.90	417.22	434.54	
Aug.	299.50	316.11	369.37	316.82	375.31	411.96	415.86	439.61	
Sept.	287.34	310.99	364.21	368.99	364.86	402.88	438.70	417.82	
<b>Total</b>	<b>3,701.74</b>	<b>3,586.38</b>	<b>4,112.01</b>	<b>4,185.87</b>	<b>4,176.45</b>	<b>4,680.74</b>	<b>4,985.05</b>	<b>5,175.37</b>	<b>2,526.16</b>

## Cotton Consumption - Cotton Year-wise

(In Lakh bales)

Month	2007-08	2008-09	2009-10	2010-11	2011-12	2012-13	2013-14	2014-15 (P)	2015-16 (P)
Oct.	24.06	24.37	31.05	26.35	20.91	26.19	25.03	27.50	28.41
Nov.	25.93	24.08	35.27	27.43	19.02	29.81	25.82	38.65	36.77
Dec.	37.85	27.64	45.86	35.27	24.13	37.84	34.48	40.51	44.74
Jan.	47.82	30.68	60.95	52.02	31.01	47.16	43.59	46.01	50.46
Feb.	54.44	33.85	60.14	58.78	38.32	52.93	48.39	51.97	57.08
March	53.75	36.02	65.36	61.65	42.04	56.29	53.98	53.36	59.03
April	53.77	37.12	67.18	57.91	47.07	57.76	55.31	53.25	
May	51.84	38.34	63.39	52.3	47.81	50.13	54.30	49.86	
June	47.02	39.56	62.48	44.47	45.02	44.81	48.80	46.74	
July	41.25	38.60	51.39	37.92	40.44	42.04	42.06	39.61	
Aug.	33.84	36.03	42.84	29.73	34.63	36.13	35.00	35.36	
Sept.	25.41	32.48	32.81	23.88	29.57	29.09	30.24	29.59	
<b>Total</b>	<b>217.75</b>	<b>210.96</b>	<b>241.88</b>	<b>246.23</b>	<b>245.47</b>	<b>275.34</b>	<b>293.24</b>	<b>304.43</b>	<b>148.60</b>

## Cotton Stock -Cotton year-wise

(In Mn. Kg)

Month	2007-08	2008-09	2009-10	2010-11	2011-12	2012-13	2013-14	2014-15 (P)	2015-16 (P)
Oct.	409.00	414.27	527.91	447.99	355.41	445.28	425.55	467.46	483.04
Nov.	440.87	409.39	599.57	466.32	323.26	506.75	439.00	657.10	625.04
Dec.	643.38	469.86	779.59	599.56	410.22	643.20	586.17	688.61	760.55
Jan.	812.92	521.60	1,036.11	884.4	527.18	801.69	741.04	782.24	857.90
Feb.	925.48	575.50	1,022.45	999.3	651.41	899.86	822.59	883.51	970.33
March	913.76	612.36	1,111.11	1,048.06	714.72	956.91	917.58	907.06	1,003.48
April	914.15	630.99	1,142.03	984.48	800.18	982.00	940.31	905.19	
May	881.24	651.73	1,077.57	889.09	812.71	852.22	923.02	847.63	
June	799.39	672.60	1,062.10	755.99	765.34	761.81	829.58	794.57	
July	701.28	656.20	873.67	644.60	687.53	714.60	714.96	673.31	
Aug.	575.23	612.59	728.36	505.34	588.77	614.23	595.00	601.18	
Sept.	431.90	552.16	557.84	405.93	502.73	494.57	518.42	503.09	



## Cotton Stock -Cotton year-wise

(In Lakh Bales)

Month	2007-08	2008-09	2009-10	2010-11	2011-12	2012-13	2013-14	2014-15 (P)	2015-16 (P)
Oct.	24.06	24.37	31.05	26.35	20.91	26.19	25.03	27.50	28.41
Nov.	25.93	24.08	35.27	27.43	19.02	29.81	25.82	38.65	36.77
Dec.	37.85	27.64	45.86	35.27	24.13	37.84	34.48	40.51	44.74
Jan.	47.82	30.68	60.95	52.02	31.01	47.16	43.59	46.01	50.46
Feb.	54.44	33.85	60.14	58.78	38.32	52.93	48.39	51.97	57.08
March	53.75	36.02	65.36	61.65	42.04	56.29	53.98	53.36	59.03
April	53.77	37.12	67.18	57.91	47.07	57.76	55.31	53.25	
May	51.84	38.34	63.39	52.30	47.81	50.13	54.30	49.86	
June	47.02	39.56	62.48	44.47	45.02	44.81	48.80	46.74	
July	41.25	38.60	51.39	37.92	40.44	42.04	42.06	39.61	
Aug.	33.84	36.03	42.84	29.73	34.63	36.13	35.00	35.36	
Sept.	25.41	32.48	32.81	23.88	29.57	29.09	30.24	29.59	

## Prices of Raw Cotton for the week ending 07-05-2016

Variety	Price (Rs. Per Kg.) during			
	Current Week	Last Week	Last Month	Last Year
	07-05-2016	30-04-2016	30-04-2016	30-05-2015
<b>Medium (20.0 - 24.0mm)</b>				
Bengal Deshi (RG) P/H/R ICS-101 Below 22mm	90.55	89.70	89.70	97.47
V-797 (Gujarat ICS-102) 22mm	56.24	54.83	54.83	69.38
JAYADHAR (KAR ICS-103) 23mm	73.67	72.55	72.55	79.21
Y-1 (M/M ICS-104) 24mm	86.05	84.92	84.92	83.99
<b>Average</b>	<b>76.63</b>	<b>75.50</b>	<b>75.50</b>	<b>82.51</b>
<b>Long (26.0 TO 30.0 mm)</b>				
J-34 (P/H/R ICS-202) 26mm	97.01	95.89	95.89	99.16
H-4/MECH.1 (P/H/R ICS-105) 28 mm	101.23	100.11	100.11	101.69
Shankar-6/shankar-4 (Guj.ICS-105) 29mm	97.86	97.58	97.58	96.91
Bunny/Brahma (M/M/A/K ICS-105) 30 mm	101.23	100.39	100.39	99.72
<b>Average</b>	<b>99.33</b>	<b>98.49</b>	<b>98.49</b>	<b>99.37</b>
<b>Extra Long (32 &amp; ABOVE)</b>				
MCU-5 (A/K/T/O ICS-106) 32mm	106.86	106.57	106.57	103.93
DCH - 32 M(P)/K/T ICS-107 34mm	139.19	139.19	139.19	126.97
<b>Average</b>	<b>123.03</b>	<b>122.88</b>	<b>122.88</b>	<b>115.45</b>
Wt. Avg Price of Raw Cotton	<b>91.95</b>	<b>91.07</b>	<b>91.07</b>	<b>93.68</b>

Source : Cotton Association of India.

Updated on 17.05.2016

**Cotton Imports in India 2005-06 onwards**

<b>Year</b>	<b>Quantity in lakh bales of 170 kgs</b>	<b>Value in Rs. Crores</b>
2005-06	5.00	695.77
2006-07	5.53	752.29
2007-08	6.38	978.54
2008-09	10.00	1,377.80
2009-10	6.00	1,195.64
2010-11	2.38	1,709.11
2011-12	7.51	1,059.20
2012-13	14.59	2,057.77
2013-14	11.51	2,746.16
2014-15	14.39	2,848.50
2015-16*	11.00	-

Note: Quantity as per CAB \* Projected

Value: Approx as per DGCIS Kolkata

**Countrywise Cotton Production ( In Million Tons)**

Sr. No.		2011-12	2012-13	2013-14	2014-15	2015-16	2016-17*
I	India	6.239	6.290	6.766	6.460	5.850	6.420
II	China	7.400	7.300	6.929	6.480	5.170	4.650
III	USA	3.391	3.770	2.811	3.553	2.810	3.190
IV	Pakistan	2.311	2.002	2.076	2.305	1.510	2.050
V	Brazil	1.877	1.310	1.734	1.563	1.440	1.490
VI	Uzbekistan	0.880	1.000	0.910	0.885	0.830	0.820
	Others	5.741	5.125	4.953	4.871	4.160	4.320
	<b>World Total</b>	<b>27.839</b>	<b>26.797</b>	<b>26.179</b>	<b>26.117</b>	<b>21.770</b>	<b>22.940</b>

**Countrywise Cotton Consumption ( In Million tons)**

Sr. No.		2011-12	2012-13	2013-14	2014-15	2015-16*	2016-17*
I	China	8.635	8.290	7.517	7.479	7.080	6.730
II	India	4.231	4.731	5.057	5.355	5.230	5.400
III	Pakistan	2.121	2.216	2.470	2.492	2.190	2.220
IV	East Asia & Australia	1.685	1.981	2.243	2.384	2.501	2.694
V	Europe & Turkey	1.498	1.564	1.616	1.698	1.680	1.680
VI	Brazil	0.897	0.910	0.862	0.797	0.760	0.710
VII	USA	0.718	0.762	0.773	0.778	0.770	0.780
	Others	3.000	3.076	3.229	3.324	3.439	3.496
	<b>World Total</b>	<b>22.785</b>	<b>23.530</b>	<b>23.767</b>	<b>24.307</b>	<b>23.650</b>	<b>23.710</b>

Source: ICAC

## DEMAND AND SUPPLY OF COTTON - World

(IN MILLION TONS)

Year	2011-12	2012-13	2013-14	2014-15*	2015-16*	2016-17*
	ICAC	ICAC	ICAC	ICAC	ICAC	ICAC
OPENING STOCK	10.314	15.338	18.313	20.476	22.246	20.366
( AS ON 1ST AUG)						
PRODUCTION	27.839	26.80	26.179	26.117	21.77	22.94
IMPORTS	9.784	9.79	8.721	7.603	7.40	7.47
<b>TOTAL SUPPLY</b>	<b>47.937</b>	<b>51.925</b>	<b>53.213</b>	<b>54.196</b>	<b>51.416</b>	<b>50.776</b>
CONSUMPTION	22.785	23.53	23.767	24.307	23.65	23.71
EXPORTS	9.826	10.083	8.976	7.643	7.40	7.47
<b>TOTAL OFF TAKE</b>	<b>32.611</b>	<b>33.613</b>	<b>32.743</b>	<b>31.950</b>	<b>31.050</b>	<b>31.180</b>
LOSS	-0.012	-0.001	-0.006			
<b>ENDING STOCK</b>	<b>15.338</b>	<b>18.313</b>	<b>20.476</b>	<b>22.246</b>	<b>20.366</b>	<b>19.596</b>

( AS ON 31 ST JULY)

**World BCI scenario**

Year	2010-11	2011-12	2012-13	2013-14	2014-15	2015-16*
Area ( In Ha)	65,000	2,50,000	6,83,000	13,50,000	26,00,000	34,00,000
Farmers	28,500	90,000	1,64,000	6,80,000	12,20,000	16,00,000
Production( In MT)	35,000	2,00,000	6,23,000	9,05,000	20,00,000	26,00,000

**Country wise Production ( In MT)**

Year	2010-11	2011-12	2012-13	2013-14	2014-15	2015-16*
India	10,265	31,500	93,000	1,79,374	3,06,270	3,69,000
Pakistan	21,005	1,15,000	1,85,000	1,72,072	3,10,000	3,82,000
Brazil		40,220	2,95,000	3,61,111	7,68,000	8,60,000
China			26,000	52,944	1,21,000	4,15,000
Turkey				15,940	23,000	23,000
Mali	3,380	12,500	24,000	34,795	35,000	71,000
Senegal						3,000
Mozambique				1,298	9,500	
Tajikistan				10,163	7,000	
USA						38,000
Australlia					54,000	32,000
	34,650	1,99,220	6,23,000	827697	16,33,770	21,93,000
CMIA as BCI				77303	3,46,000	3,99,000
	34,650	1,99,220	6,23,000	905000	19,79,770	25,92,000

Note: From 2014-15 onwards, Zambia, Zimbabwe, Tanzania, Mozambique, Malawi, Ghana, Ethiopia, Côte d'Ivoire, Cameroon and Burkina Faso countries are part of CMIA

## Organic production ( In 000 tons)

Year	2004-05	2005-06	2006-07	2007-08	2008-09	2009-10	2010-11	2011-12	2012-13	2013-14	2014-15*
Countries											
Brazil		17	20	82	61	5	91	38	10.3		
Benin	67	67	207	223	144	150	229	328	227.80		
Burkina Faso	45	200	143	436	904	298	252	370	565		
China	1,870	2,532	4,079	7,354	3,849	4,300	12,385	8105	10269		
Egypt	240	240	250	761	936	666	907	420	562.70		
<b>India</b>	<b>6,320</b>	<b>12,483</b>	<b>18,790</b>	<b>73,702</b>	<b>1,07,510</b>	<b>1,95,412</b>	<b>1,02,452</b>	<b>103003</b>	<b>80793.70</b>		
Israel	436	600	370	313	125	150	130	70	30		
Kyrgyzstan	65	60	150	194	428	83	836	156	260.10		
Mali	296	153	258	335	532	541	846	860	531.30		
Pakistan	600	1,000	271	206	290	345	438				
Peru	813	1,603	2,017	1,339	1,376	831	618	478	367.50		
Senegal	27	33	32	75	33	27	14	17	21.20		
Syria			2,500	28,000	22,000	20,000	16,000				
Tanzania	1,213	649	1,662	2,852	4,181	2,635	2,723	6,890	6,504		
Turkey	10,460	14,360	23,152	24,440	27,324	11,599	9,613	15,802	7,105.40		
Uganda	900	1,000	1,798	2,545	2,415	1,550	336	455	456		
USA	1,968	2,512	1,918	2,716	2,729	2,808	2,893	1,580	1,930		
Argentina					48						
	25,320	37,509	57,617	1,45,573	1,74,885	2,41,400	1,50,763	1,38,572	1,09,634		
Others	74	290	114	292	228	228	316	241	193		
<b>Total(in tons)</b>	<b>25,394</b>	<b>37,799</b>	<b>57,731</b>	<b>1,45,865</b>	<b>1,75,113</b>	<b>2,41,697</b>	<b>1,51,079</b>	<b>1,38,813</b>	<b>1,09,827</b>	<b>1,16,794</b>	<b>1,34,313</b>

### Production of Man-Made fibre, filament Yarn, Spun Yarn and Cloth

Period	Man - made fibre	Man - made filament yarn	Cotton yarn	Blended & 100% Non - cotton yarn	Total Spun Yarn	Mill sector	Cloth	Grand Total
	Kg	Kg	Kg	Kg	Kg	Sq. mtr	Sq. mtr	(Exc. Khadi, Wool & Silk) Sq. mtr
2011 -12	1,234	1,463	3,126	1,246	4,372	2,313	57,292	59,605
2012 -13	1,263	1,371	3,583	1,285	4,868	2,418	59,531	61,949
2013 -14	1,307	1,293	3,928	1,381	5,309	2,531	60,093	62,624
2014 -15	1,344	1,248	4,055	1,433	5,488	2,486	61,846	64,332
2015 -16 (P)	1,347	1,164	4,136	1,525	5,661	2,313	62,603	64,916
<b>% Variation 2015 -16/2014-15</b>	<b>0.20</b>	<b>-6.70</b>	<b>2.00</b>	<b>6.40</b>	<b>3.20</b>	<b>-6.90</b>	<b>1.20</b>	<b>0.90</b>

(P) – Provisional

- Man-made fibre production increased marginally and filament yarn production decreased by about 7% during the year 2015-16.
- Cotton yarn production increased by 2% during 2015-16. Blended and 100% non-cotton yarn production increased by 6% during the year 2015-16.
- Cloth production by mill sector decreased by 7% during 2015-16. Cloth production by decentralized sector increased by 1% during 2015-16. The total cloth production during 2015-16 increased by 1%.



**No. of Cotton / Man-Made fibre mills and Closure position (NON-SSI)**

As on	No. of Mills			No. of Mills closed		
	Spinning	Composite	Total	Spinning	Composite	Total
31.03.02	1,579	281	1,860	295	126	421
31-03-03	1,599	276	1,875	350	134	484
31-03-04	1,564	223	1,787	374	94	468
31-03-05	1,566	223	1,789	379	99	478
31-03-06	1,570	210	1,780	387	96	483
31-03-07	1,608	200	1,808	381	87	468
31-03-08	1,597	176	1,773	318	63	381
31-03-09	1,653	177	1,830	340	65	405
31.03.10	1,673	180	1,853	365	68	433
31.03.11	1,757	183	1,940	471	81	552
31.03.12	1,761	196	1,957	475	84	559
31.03.13	1,771	198	1,969	487	84	571
31.03.14	1,757	197	1,954	457	81	538
31.03.15	1,776	200	1,976	478	81	559
31.03.16	1,779	201	1,980	503	83	586

- ❖ During Mar., 2016, one spinning mill was closed and no composite mill was closed, no spinning and composite mill was reopened, keeping the total closed mills at 586. These 586 closed textile mills had an installed capacity of 10.68 million spindles, 1.32 lakh rotors, 0.36 lakh looms and 2.94 lakh workers on roll as on 31.03.2016.
- ❖ Out of 586 closed mills, 39 mills are under Official Liquidator.

**Prices of Man-made Filament Yarns for the Week ending 07-05-2016**

Item	Price (Rs. Per Kg.) during			Last Year
	Current Week	Last Week	Last Month	
	07-05-2016	30-04-2016	30-04-2016	
<b>A : Viscose Filament Yarn</b>				
(1ST QUALITY)				
75 D Bt. Century Rayon	520.50	510.50	510.50	510.50
75 D Bt. Kesoram Rayon	520.50	505.50	505.50	505.50
100 D Bt. Kesoram Rayon	422.00	402.00	402.00	402.00
100 D Bt. Indian Rayon	394.00	381.00	381.00	381.00
120 D Bt. Indian Rayon	394.00	379.00	379.00	379.00
120 D Bt. Kesoram Rayon	379.00	379.00	379.00	379.00
150 D Bt. Indian Rayon	369.00	355.00	355.00	355.00
150 D Bt. Kesoram Rayon	369.00	353.00	353.00	353.00
<b>Wt. Average</b>	<b>400.54</b>	<b>385.78</b>	<b>385.78</b>	<b>385.78</b>
<b>B. Nylon Filament Yarn</b>				
20/1 SD	306.00	306.00	306.00	333.33
20/1 Bright Flat	320.33	320.33	320.33	341.00
44 SD Crimp	258.00	258.00	258.00	294.00
<b>Average</b>	<b>285.72</b>	<b>285.72</b>	<b>285.72</b>	<b>316.02</b>

**Prices of Man-made Filament Yarns for the Week ending 07-05-2016**

Item	Price (Rs. Per Kg.) during			
	Current Week	Last Week	Last Month	Last Year
	07-05-2016	30-04-2016	30-04-2016	30-05-2015
<b>C : Polyester Filament Yarn</b>				
126 D	94.97	94.97	94.97	111.70
235 D	88.36	88.36	88.36	105.12
<b>Average</b>	<b>91.67</b>	<b>91.67</b>	<b>91.67</b>	<b>108.41</b>
<b>D : Texturised Yarn</b>				
80/84 D	96.17	96.17	96.17	109.60
<b>Average</b>	<b>96.17</b>	<b>96.17</b>	<b>96.17</b>	<b>109.60</b>

Source : A & D Tecoya Trend, Bombay Market.

(Market Price inclusive of Excise duty and Sales Tax)

B PSC Surat.

C Based on the manufacturers Reliance Ltd.' latest report available as on date. The prices are inclusive of excise duty.

Updated on 17.05.2016

NITMA

Production of Man-Made filament Yarn

(In Mn. kg.)

Year/Month	Viscose Filament yarn	Polyester Filament yarn	Nylon Filament yarn	Poly propylene Filament yarn	Total
2005-06	53.09	1,075.82	36.84	13.58	1,179.33
2006-07	53.98	1,270.83	32.25	13.41	1,370.48
2007-08	51.07	1,420.14	27.62	10.51	1,509.34
2008-09	42.41	1,330.45	28.07	15.08	1,416.01
2009-10	42.72	1,434.34	30.32	14.77	1,522.15
2010-11	40.92	1,462.26	33.45	13.14	1,549.77
2011-12	42.36	1,379.51	27.94	13.19	1,463.00
2012-13	42.78	1,287.80	23.03	17.26	1,370.87
2013-14	43.99	1,213.07	24.00	12.91	1,293.97
2014-15 (P)	43.93	1,157.41	32.46	12.76	1,246.56
2015-16 (P)	45.38	1,068.80	37.13	12.67	1,163.98
<b>2013-14</b>					
April	3.51	103.27	1.59	1.36	109.73
May	3.38	108.65	1.87	0.90	114.80
Jun	3.58	105.95	1.82	0.99	112.34
Jul	3.92	99.07	1.91	1.11	106.01
Aug	3.86	106.47	1.98	1.30	113.61
Sept.	3.72	102.65	1.94	1.03	109.34
Oct.	3.77	97.03	1.90	0.83	103.53
Nov.	3.46	93.13	1.88	1.14	99.61
Dec.	3.75	103.81	2.05	1.16	110.77
Jan.	3.72	103.11	2.37	1.14	110.34
Feb.	3.54	91.57	2.25	1.06	98.42
Mar.	3.78	98.36	2.44	0.89	105.47

NITMA

Production of Man-Made filament Yarn

(In Mn. kg.)

Year/Month	Viscose Filament yarn	Polyester Filament yarn	Nylon Filament yarn	Poly propylene Filament yarn	Total
<b>2014-15 (P)</b>					
April	3.74	94.92	2.30	1.12	102.08
May	3.72	100.28	2.63	1.00	107.63
Jun	3.60	102.29	2.14	1.01	109.04
Jul	3.83	107.71	2.49	1.12	115.15
Aug	3.86	103.92	2.82	1.06	111.66
Sept.	3.83	86.20	2.75	0.99	93.77
Oct.	3.68	86.44	2.53	1.02	93.67
Nov.	3.54	92.25	2.68	1.08	99.55
Dec.	3.56	99.93	2.96	1.14	107.59
Jan.	3.59	92.48	3.16	1.08	100.31
Feb.	3.49	92.19	2.93	0.94	99.55
Mar.	3.49	98.80	3.07	1.20	106.56
<b>2015-16 (P)</b>					
April	3.80	95.97	3.22	1.09	104.08
May	3.70	96.03	3.01	0.99	103.73
Jun	3.69	82.80	2.69	0.96	90.14
Jul	3.78	82.67	3.11	1.12	90.68
Aug	3.81	86.94	2.96	1.13	94.84
Sept.	3.81	89.67	2.81	1.00	97.29
Oct.	3.81	89.49	3.18	1.00	97.48
Nov.	3.75	87.58	2.86	1.32	95.51
Dec.	3.82	90.60	3.29	0.91	98.62
Jan.	3.83	93.31	3.36	1.02	101.52
Feb.	3.78	86.91	3.25	1.10	95.04
Mar.	3.80	86.83	3.39	1.03	95.05

Source :O/o the Textile Commissioner  
Updated on 16.05.2016

**Prices of Man Made Fibers for the Week ending 07-05-2016**

Variety	Price (Rs. Per Kg.) during			
	Current Week	Last Week	Last Month	Last Year
	07-05-2016	30-04-2016	30-04-2016	30-05-2015
<b>A : Viscose Staple Fibre</b>				
Nagda / Harihar / Vilayat (Std.)	162.00	162.00	162.00	154.69
Kharach (Std.)	165.38	165.38	165.38	158.06
<b>Average</b>	<b>163.69</b>	<b>163.69</b>	<b>163.69</b>	<b>156.38</b>
<b>B : Polyester Staple Fibre</b>				
1.2 D	88.90	88.90	88.90	97.72
Other Denier	93.04	93.04	93.04	103.05
<b>Average</b>	<b>90.97</b>	<b>90.97</b>	<b>90.97</b>	<b>100.39</b>

Source : A:Grasim Industry Ltd & B: Reliance Industry's latest price reports available as on date.

Prices are inclusive of excise duty.

Updated on 17.05.2016

## Price report for the Week ending 07-05-2016

ITEMS	Wt. / Avg	Price (Rs. Per Kg.) during			
		Current Week	Last Week	Last Month	Last Year
		07-05-2016	30-04-2016	30-04-2016	30-05-2015
RAW COTTON	Wt. Avg	91.95	91.07	91.07	93.68
MEDIUM (20.5 TO 24.5 mm)	Average	76.63	75.50	75.50	82.51
LONG (27.5 TO 32 MM)	Average	99.33	98.49	98.49	99.37
EXTRA LONG (32.5 MM and above)	Average	123.03	122.88	122.88	115.45
COTTON YARN (HANKS)	Wt. Avg	228.13	228.13	228.13	222.45
COTTON YARN (CONES)	Wt. Avg	186.15	186.15	186.15	188.55
COTTON YARN (HOSIERY)	Average	197.00	197.00	197.00	207.00
POLY/VISC. BLENDED YARN	Average	183.50	183.50	183.50	192.67
POLY/COTTON BLENDED YARN	Average	174.00	174.00	174.00	192.50
<b>FIBRES &amp; FILAMENTS</b>					
VISCOSE STAPLE FIBRE (Std.)	Actual	163.69	163.69	163.69	156.38
POLYESTER STAPLE FIBRE	Average	90.97	90.97	90.97	100.39
VISCOSE FILAMENT YARN	Wt. Avg	400.54	385.78	385.78	385.78
NYLON FILAMENT YARN	Wt. Avg	285.72	285.72	285.72	316.02
POLYESTER FILAMENT YARN	Average	91.67	91.67	91.67	108.41
TEXTURISED YARN	Average	96.17	96.17	96.17	109.60

Source : Tecoya Trend Bombay for Raw Cotton, Texturised Yarn.

R. O. Coimbatore for Cotton Yarn.

Grasim Industry for Viscose Staple Fibre Yarn.

Reliance Industry for Polyester Staple Fibre & Polyester Filament Yarn

Raymond Industry for Imported Marino Wool.

SASCMA Bulletin Surat for Nylon Filament Yarn.

R.O.Amritsar for Indian Raw Wool, Wool Tops & Woollen Yarn.

R.O.Mumbai & Bangalore for blended yarn.

Updated on 17.05.2016

Indian textile industry can become world no. 1. This industry can generate millions of jobs in time to come. The major points are as follows which we have to look after:

1. Simplified tax structure for both cotton and synthetic products has to be put into place before and after implementation of the Goods and Service Tax (GST).
2. Signing of FTA / TPP with the major countries to compete with countries like Bangladesh, Vietnam, Cambodia.
3. Introduce flexible labor laws to build up the scale of the industry.
4. Investment in technology for having quality products and to boost technical textiles along-with ease of doing of business.
5. Cheaper availability of raw material for synthetic industry as cotton growth alone cannot achieve the 2024-25 target set by the Textile Ministry.
6. Import of value-added products like yarns, fabric to stop to utilize Indian capacity which is operating not more than 65-70% at present.
7. Growth in textile industry in India will also make our Hon'ble Prime Minister's slogan 'Make in India' true.

Protect your new business by knowing where best to invest your time, energy and money.

### **The Four Business Must-Knows**

General statistics show this over half of all business start-ups world-wide fail in the first three to five years. According to Scott Gerber, a serial entrepreneur and syndicated small business columnist, it's all about having pre-emptive strikes. Here is what be learnt from his own failures.

#### **HAVE A RESERVE FUND**

Emergencies happen. Set aside money for unexpected expenses. This is also useful for when opportunities arise to hire help, outsource or buy inventory.

#### **FORGET ORIGINALITY**

Not all businesses require you to be 'unique' all the time. "Those that set out to revolutionise the wheel will be run over by it". Stick to the basics and learn to be unoriginal in ways that maximize profitability while adding your stamp on it.

#### **DON'T RELY ON FUNDING**

Getting investments nowadays is like trying to have quintuplets naturally. "Very few, if at all, will invest in your idea". Finding people willing to invest in an unproven moneyless start-up is a fantasy few see come true. You should focus on building in solid business model that generates revenue and profit instead of seeking outside funding. Later on, with a good track record, you can shop for investments to further expand and grow your business.

#### **DON'T WAIT FOR CLIENTS**

Set aside a portion of the day to sell your services or products. A business will not be successful unless prospecting for new clients daily. Sales activities have to be done daily because the market is so dynamic that clients come and go.



NITMA

**State wise Installed Capacity and Workers of Cotton Man-Made Fibre Textile Mills  
( Spinning (Non-SSI) , ) as on 17.05.2016**

Sr No	State	No of Mills	Installed Capacity				Workers
			Spindles	Rotors	Looms	Knitting Machines	
1	Andhra Pradesh	127	33,32,468	35,784	0	0	38,410
2	Assam	5	89,112	0	0	0	2,246
3	Bihar	3	75,268	0	0	0	920
4	Chhattisgarh	1	25,024	0	0	0	1,225
5	Dadra Nagar Haveli	9	3,20,884	13,184	0	0	2,521
6	Daman & Diu	1	7,328	0	0	0	180
7	Goa	1	14,616	0	0	0	72
8	Gujarat	43	9,91,214	14,456	0	0	16,864
9	Haryana	70	3,68,194	81,044	0	0	10,250
10	Himachal Pradesh	16	6,82,836	10,384	0	0	12,472
11	Jammu & Kashmir	2	2,10,984	0	0	0	6,956
12	Jharkhand	1	30,744	0	0	0	707
13	Karnataka	36	6,55,095	3,768	0	0	9,153
14	Kerala	31	7,86,196	1,732	0	0	11,101
15	Madhya Pradesh	43	17,77,458	19,552	0	0	32,487
16	Maharashtra	162	35,31,730	23,544	0	0	66,727
17	Manipur	1	16,416	0	0	0	350
18	Orissa	15	2,65,720	3,904	0	0	10,581
19	Pondicherry	9	1,68,188	2,552	0	0	3,099
20	Punjab	104	32,56,314	75,688	0	1	57,428
21	Rajasthan	50	11,64,222	23,980	0	0	41,190
22	Tamil Nadu	927	1,76,24,884	1,48,560	0	3	2,06,490
23	Telangana	37	9,87,448	1,800	0	0	14,477
24	Uttar Pradesh	58	13,35,559	9,136	0	0	37,646
25	Uttaranchal	8	2,59,112	1,920	0	0	3,960
26	West Bengal	23	6,11,208	2,292	0	0	12,355
	<b>Total</b>	<b>1,783</b>	<b>3,85,88,222</b>	<b>4,73,280</b>	<b>0</b>	<b>4</b>	<b>5,99,867</b>
	Ahmedabad	17	2,46,790	3,088	0	0	4,142
	Mumbai	5	1,53,300	0	0	0	3,098
	Coimbatore	306	48,79,489	53,970	0	0	52,542

Source :www.txcindia.gov.in

**State wise Installed Capacity and Workers of Cotton Man-Made Fibre Textile Mills  
( Composite (Non-SSI) , as on 17.05.2016**

S.No.	State	No of Mills	Installed Capacity				Workers
			Spindles	Rotors	Looms	Knitting Machines	
1	Andhra Pradesh	3	1,19,104	0	925	0	2,646
2	Assam	2	39,352	0	240	0	1,618
3	Bihar	1	5,200	0	60	0	286
4	Dadra Nagar Haveli	2	3,12,288	6,234	1,076	150	2,322
5	Gujarat	46	15,44,235	20,889	16,849	67	77,992
6	Haryana	2	51,776	168	144	3	1,931
7	Karnataka	4	1,75,392	3,024	528	0	5,318
8	Kerala	3	70,052	0	728	0	1,628
9	Madhya Pradesh	16	6,76,334	12,800	4,203	159	34,677
10	Maharashtra	36	12,04,118	11,088	8,966	56	32,407
11	Orissa	1	58,528	0	1,048	0	3,186
12	Pondicherry	1	27,568	0	1,050	0	1,932
13	Punjab	9	2,80,492	13,232	1,122	161	11,365
14	Rajasthan	12	9,15,508	13,046	1,601	99	37,821
15	Tamil Nadu	46	13,92,764	23,936	4,756	521	24,575
16	Uttar Pradesh	9	3,56,264	432	5,292	0	14,176
17	Uttaranchal	1	43,440	432	0	27	591
18	West Bengal	7	3,05,852	0	4,107	0	19,680
	<b>Total</b>	<b>201</b>	<b>75,78,267</b>	<b>1,05,281</b>	<b>52,695</b>	<b>1,243</b>	<b>2,74,151</b>
	Ahmedabad	31	9,91,831	15,585	12,340	45	57,693
	Mumbai	12	3,90,704	1,944	4,169	0	13,342
	Coimbatore	19	3,35,656	14,740	2,097	137	5,559
	Kanpur	4	2,03,988	0	3,948	0	7,748

Source :www.txcindia.gov.in

NITMA

**State wise Installed Capacity and Workers of Cotton Man-Made Fibre Textile Mills  
( Spinning (SSI) , as on 17.05.2016**

S.No.	State	No of Mills	Installed Capacity				Workers
			Spindles	Rotors	Looms	Knitting Machines	
1	Andhra Pradesh	20	1,31,120	416	0	0	1,226
2	Dadra Nagar Haveli	1	3,180	0	0	0	93
3	Daman & Diu	1	546	0	0	0	38
4	Delhi	2	2,000	0	0	0	62
5	Gujarat	29	92,296	2,764	0	0	782
6	Haryana	104	28,003	79,372	0	0	3,104
7	Himachal Pradesh	2	0	4,024	0	0	72
8	Karnataka	7	12,889	3,296	0	0	250
9	Kerala	5	19,960	660	0	0	383
10	Madhya Pradesh	6	24,288	1,536	0	0	340
11	Maharashtra	26	1,03,076	9,231	0	0	1,702
12	Orissa	3	32,229	920	0	0	428
13	Pondicherry	5	10,792	0	0	0	153
14	Punjab	36	1,42,898	12,480	0	0	2,459
15	Rajasthan	17	24,503	10,536	0	0	766
16	Tamil Nadu	1,025	45,41,458	1,42,520	0	0	41,582
17	Telangana	2	0	6,510	0	0	136
18	Uttar Pradesh	43	91,730	5,608	0	0	1,159
19	Uttaranchal	4	1,360	800	0	0	88
	<b>Total</b>	<b>1,338</b>	<b>52,62,328</b>	<b>2,80,673</b>	<b>0</b>	<b>0</b>	<b>54,823</b>
	Ahmedabad	18	56,048	1,049	0	0	365
	Coimbatore	557	23,33,991	52,160	0	0	19,167
	Kanpur	5	1,312	1,928	0	0	127

Source :www.txcindia.gov.in

**State wise Installed Capacity and Workers of Cotton Man-Made Fibre Textile Mills  
(Composite (SSI), as on 17.05.2016)**

S.No.	State	No of Mills	Installed Capacity				Workers
			Spindles	Rotors	Looms	Knitting Machines	
1	Haryana	1	0	504	0	6	71
2	Tamil Nadu	5	22,656	1,472	248	0	364
	<b>Total</b>	<b>6</b>	<b>22,656</b>	<b>1,976</b>	<b>248</b>	<b>6</b>	<b>435</b>
	Coimbatore	3	16,416	1,472	128	0	307

**State wise Installed Capacity and Workers of Cotton Man-Made Fibre Textile Mills  
(Spinning + Composite(Non-SSI) , as on 17.05.2016**

S.No.	State	No of Mills	Installed Capacity				Workers
			Spindles	Rotors	Looms	Knitting Machines	
1	Andhra Pradesh	130	34,51,572	35,784	925	0	41,056
2	Assam	7	1,28,464	0	240	0	3,864
3	Bihar	4	80,468	0	60	0	1,206
4	Chhattisgarh	1	25,024	0	0	0	1,225
5	Dadra Nagar Haveli	11	6,33,172	19,418	1,076	150	4,843
6	Daman & Diu	1	7,328	0	0	0	180
7	Goa	1	14,616	0	0	0	72
8	Gujarat	89	25,35,449	35,345	16,849	67	94,856
9	Haryana	72	4,19,970	81,212	144	3	12,181
10	Himachal Pradesh	16	6,82,836	10,384	0	0	12,472
11	Jammu & Kashmir	2	2,10,984	0	0	0	6,956
12	Jharkhand	1	30,744	0	0	0	707
13	Karnataka	40	8,30,487	6,792	528	0	14,471
14	Kerala	34	8,56,248	1,732	728	0	12,729
15	Madhya Pradesh	59	24,53,792	32,352	4,203	159	67,164
16	Maharashtra	198	47,35,848	34,632	8,966	56	99,134
17	Manipur	1	16,416	0	0	0	350
18	Orissa	16	3,24,248	3,904	1,048	0	13,767
19	Pondicherry	10	1,95,756	2,552	1,050	0	5,031
20	Punjab	113	35,36,806	88,920	1,122	162	68,793
21	Rajasthan	62	20,79,730	37,026	1,601	99	79,011
22	Tamil Nadu	973	1,90,17,648	1,72,496	4,756	524	2,31,065
23	Telangana	37	9,87,448	1,800	0	0	14,477
24	Uttar Pradesh	67	16,91,823	9,568	5,292	0	51,822
25	Uttaranchal	9	3,02,552	2,352	0	27	4,551
26	West Bengal	30	9,17,060	2,292	4,107	0	32,035
	<b>Total</b>	<b>1,984</b>	<b>4,61,66,489</b>	<b>5,78,561</b>	<b>52,695</b>	<b>1,247</b>	<b>8,74,018</b>
	Ahmedabad	48	12,38,621	18,673	12,340	45	61,835
	Mumbai	17	5,44,004	1,944	4,169	0	16,440
	Coimbatore	325	52,15,145	68,710	2,097	137	58,101
	Kanpur	4	2,03,988	0	3,948	0	7,748

**State wise Installed Capacity and Workers of Cotton Man-Made Fibre Textile Mills  
(Spinning + Composite (SSI) , as on 17.05.2016**

S.No.	State	No of Mills	Installed Capacity				Workers
			Spindles	Rotors	Looms	Knitting Machines	
1	Andhra Pradesh	20	1,31,120	416	0	0	1,226
2	Dadra Nagar Haveli	1	3,180	0	0	0	93
3	Daman & Diu	1	546	0	0	0	38
4	Delhi	2	2,000	0	0	0	62
5	Gujarat	29	92,296	2,764	0	0	782
6	Haryana	105	28,003	79,876	0	6	3,175
7	Himachal Pradesh	2	0	4,024	0	0	72
8	Karnataka	7	12,889	3,296	0	0	250
9	Kerala	5	19,960	660	0	0	383
10	Madhya Pradesh	6	24,288	1,536	0	0	340
11	Maharashtra	26	1,03,076	9,231	0	0	1,702
12	Orissa	3	32,229	920	0	0	428
13	Pondicherry	5	10,792	0	0	0	153
14	Punjab	36	1,42,898	12,480	0	0	2,459
15	Rajasthan	17	24,503	10,536	0	0	766
16	Tamil Nadu	1,030	45,64,114	1,43,992	248	0	41,946
17	Telangana	2	0	6,510	0	0	136
18	Uttar Pradesh	43	91,730	5,608	0	0	1,159
19	Uttaranchal	4	1,360	800	0	0	88
	<b>T o t a l</b>	<b>1,344</b>	<b>52,84,984</b>	<b>2,82,649</b>	<b>248</b>	<b>6</b>	<b>55,258</b>
	Ahmedabad	18	56,048	1,049	0	0	365
	Coimbatore	560	23,50,407	53,632	128	0	19,474
	Kanpur	5	1,312	1,928	0	0	127

NITMA

**State wise Installed Capacity and Workers of Cotton Man-Made Fibre Textile Mills  
(All Composite (Non-SSI + SSI), as on 17.05.2016)**

S.No.	State	No of Mills	Installed Capacity				Workers
			Spindles	Rotors	Looms	Knitting Machines	
1	Andhra Pradesh	3	1,19,104	0	925	0	2,646
2	Assam	2	39,352	0	240	0	1,618
3	Bihar	1	5,200	0	60	0	286
4	Dadra Nagar Haveli	2	3,12,288	6,234	1,076	150	2,322
5	Gujarat	46	15,44,235	20,889	16,849	67	77,992
6	Haryana	3	51,776	672	144	9	2,002
7	Karnataka	4	1,75,392	3,024	528	0	5,318
8	Kerala	3	70,052	0	728	0	1,628
9	Madhya Pradesh	16	6,76,334	12,800	4,203	159	34,677
10	Maharashtra	36	12,04,118	11,088	8,966	56	32,407
11	Orissa	1	58,528	0	1,048	0	3,186
12	Pondicherry	1	27,568	0	1,050	0	1,932
13	Punjab	9	2,,80492	13,232	1,122	161	11,365
14	Rajasthan	12	9,15,508	13,046	1,601	99	37,821
15	Tamil Nadu	51	14,15,420	25,408	5,004	521	24,939
16	Uttar Pradesh	9	3,56,264	432	5,292	0	14,176
17	Uttaranchal	1	43,440	432	0	27	591
18	West Bengal	7	3,05,852	0	4107	0	19,680
	<b>T o t a l</b>	<b>207</b>	<b>76,00,923</b>	<b>1,07,257</b>	<b>52,943</b>	<b>1,249</b>	<b>2,74,586</b>
	Ahmedabad	31	9,91,831	15,585	12,340	45	57,693
	Mumbai	12	3,90,704	1,944	4,169	0	13,342
	Coimbatore	22	3,52,072	16,212	2,225	137	5,866
	Kanpur	4	2,03,988	0	3,948	0	7,748

**State wise Installed Capacity and Workers of Cotton Man-Made Fibre Textile Mills  
(All Spinning + Composite(Non-SSI+SSI), as on 17.05.2016**

S.No.	State	No of Mills	Installed Capacity				Workers
			Spindles	Rotors	Looms	Knitting Machines	
1	Andhra Pradesh	150	35,82,692	36,200	925	0	42,282
2	Assam	7	1,28,464	0	240	0	3,864
3	Bihar	4	80,468	0	60	0	1,206
4	Chhattisgarh	1	25,024	0	0	0	1,225
5	Dadra Nagar Haveli	12	6,36,352	19,418	1,076	150	4,936
6	Daman & Diu	2	7,874	0	0	0	218
7	Delhi	2	2,000	0	0	0	62
8	Goa	1	14,616	0	0	0	72
9	Gujarat	118	26,27,745	38,109	16,849	67	95,638
10	Haryana	177	4,47,973	1,61,088	144	9	15,356
11	Himachal Pradesh	18	6,82,836	14,408	0	0	12,544
12	Jammu & Kashmir	2	2,10,984	0	0	0	6,956
13	Jharkhand	1	30,744	0	0	0	707
14	Karnataka	47	8,43,376	10,088	528	0	14,721
15	Kerala	39	8,76,208	2,392	728	0	13,112
16	Madhya Pradesh	65	24,78,080	33,888	4,203	159	67,504
17	Maharashtra	224	48,38,924	43,863	8,966	56	1,00,836
18	Manipur	1	16,416	0	0	0	350
19	Orissa	19	3,56,477	4,824	1,048	0	14,195
20	Pondicherry	15	2,06,548	2,552	1,050	0	5,184
21	Punjab	149	36,79,704	1,01,400	1,122	162	71,252
22	Rajasthan	79	21,04,233	47,562	1,601	99	79,777
23	Tamil Nadu	2,003	2,35,81,762	3,16,488	5,004	524	2,73,011
24	Telangana	39	9,87,448	8,310	0	0	14,613
25	Uttar Pradesh	110	17,83,553	15,176	5,292	0	52,981
26	Uttaranchal	13	3,03,912	3,152	0	27	4,639
27	West Bengal	30	9,17,060	2,292	4107	0	32,035
	<b>T o t a l</b>	<b>3,328</b>	<b>5,14,51,473</b>	<b>8,61,210</b>	<b>52,943</b>	<b>1,253</b>	<b>9,29,276</b>
	Ahmedabad	66	12,94,669	19,722	12,340	45	62,200
	Mumbai	17	5,44,004	1,944	4,169	0	16,440
	Coimbatore	885	75,65,552	1,22,342	2,225	137	77,575
	Kanpur	9	2,05,300	1,928	3,948	0	7,875



NITMA

**State wise Installed Capacity and Workers of Cotton Man-Made Fibre Textile Mills  
(All Spinning (Non-SSI + SSI) , as on 17.05.2016**

S.No.	State	No of Mills	Installed Capacity				Workers
			Spindles	Rotors	Looms	Knitting Machines	
1	Andhra Pradesh	147	34,63,588	36,200	0	0	39,636
2	Assam	5	89,112	0	0	0	2,246
3	Bihar	3	75,268	0	0	0	920
4	Chhattisgarh	1	25,024	0	0	0	1,225
5	Dadra Nagar Haveli	10	3,24,064	13,184	0	0	2,614
6	Daman & Diu	2	7,874	0	0	0	218
7	Delhi	2	2,000	0	0	0	62
8	Goa	1	14,616	0	0	0	72
9	Gujarat	72	10,83,510	17,220	0	0	17,646
10	Haryana	174	3,96,197	1,60,416	0	0	13,354
11	Himachal Pradesh	18	6,82,836	14,408	0	0	12,544
12	Jammu & Kashmir	2	2,10,984	0	0	0	6,956
13	Jharkhand	1	30,744	0	0	0	707
14	Karnataka	43	6,67,984	7,064	0	0	9,403
15	Kerala	36	8,06,156	2,392	0	0	11,484
16	Madhya Pradesh	49	18,01,746	21,088	0	0	32,827
17	Maharashtra	188	36,34,806	32,775	0	0	68,429
18	Manipur	1	16,416	0	0	0	350
19	Orissa	18	2,97,949	4,824	0	0	11,009
20	Pondicherry	14	1,78,980	2,552	0	0	3,252
21	Punjab	140	33,99,212	88,168	0	1	59,887
22	Rajasthan	67	11,88,725	34,516	0	0	41,956
23	Tamil Nadu	1,952	2,21,66,342	2,91,080	0	3	2,48,072
24	Telangana	39	9,87,448	8,310	0	0	14,613
25	Uttar Pradesh	101	14,27,289	14,744	0	0	38,805
26	Uttaranchal	12	2,60,472	2,720	0	0	4,048
27	West Bengal	23	6,11,208	2,292	0	0	12,355
	<b>Total</b>	<b>3,121</b>	<b>4,38,50,550</b>	<b>7,53,953</b>	<b>0</b>	<b>4</b>	<b>6,54,690</b>
	Ahmedabad	35	3,02,838	4,137	0	0	4,507
	Mumbai	5	1,53,300	0	0	0	3,098
	Coimbatore	863	72,13,480	1,06,130	0	0	71,709
	Kanpur	5	1,312	1,928	0	0	127

**State wise Installed Capacity and Workers of Cotton Man-Made Fibre Textile Mills  
(Exclusive Weaving (Non-SSI), as on 17.05.2016)**

S.No.	State	No of Mills	Installed Capacity				Workers
			Spindles	Rotors	Looms	Knitting Machines	
1	Andhra Pradesh	2	0	0	48	0	86
2	Assam	2	0	0	326	0	67
3	Dadra Nagar Haveli	2	0	0	200	123	1,349
4	Daman & Diu	1	0	0	31	0	53
5	Delhi	1	0	0	80	0	2,014
6	Gujarat	24	0	0	3,066	4	9,022
7	Haryana	6	0	0	83	0	408
8	Himachal Pradesh	2	0	0	968	0	1,145
9	Karnataka	3	0	0	81	0	45
10	Kerala	1	0	0	34	0	15
11	Madhya Pradesh	5	0	0	266	0	463
12	Maharashtra	61	0	0	5,005	84	15,421
13	Orissa	4	0	0	452	0	54
14	Punjab	7	0	0	423	63	4,064
15	Rajasthan	15	0	0	1,663	0	4,040
16	Tamil Nadu	19	0	0	1,080	60	2,971
17	Telangana	4	0	0	129	8	195
18	Uttar Pradesh	9	0	0	629	3	1,752
19	West Bengal	7	0	0	527	0	619
	<b>T o t a l</b>	<b>175</b>	<b>0</b>	<b>0</b>	<b>15,091</b>	<b>345</b>	<b>43,783</b>
	Ahmedabad	6	0	0	346	4	980
	Mumbai	34	0	0	3,280	84	3,970
	Coimbatore	4	0	0	284	0	1,159
	Kanpur	6	0	0	383	0	476

NITMA

**State wise Installed Capacity and Workers of Cotton Man-Made Fibre Textile Mills  
(All Weaving(Composite + Exclusive weaving) (Non-SSI), as on 17.05.2016**

S.No.	State	No of Mills	Installed Capacity				Workers
			Spindles	Rotors	Looms	Knitting Machines	
1	Andhra Pradesh	5	1,19,104	0	973	0	2,732
2	Assam	4	39,352	0	566	0	1,685
3	Bihar	1	5,200	0	60	0	286
4	Dadra Nagar Haveli	4	3,12,288	6,234	1,276	273	3,671
5	Daman & Diu	1	0	0	31	0	53
6	Delhi	1	0	0	80	0	2,014
7	Gujarat	70	15,44,235	20,889	19,915	71	87,014
8	Haryana	8	51,776	168	227	3	2,339
9	Himachal Pradesh	2	0	0	968	0	1,145
10	Karnataka	7	1,75,392	3,024	609	0	5,363
11	Kerala	4	70,052	0	762	0	1,643
12	Madhya Pradesh	21	6,76,334	12,800	4,469	159	35,140
13	Maharashtra	97	12,04,118	11,088	13,971	140	47,828
14	Orissa	5	58,528	0	1,500	0	3,240
15	Pondicherry	1	27,568	0	1,050	0	1,932
16	Punjab	16	2,80,492	13,232	1,545	224	15,429
17	Rajasthan	27	9,15,508	13,046	3,264	99	41,861
18	Tamil Nadu	65	13,92,764	23,936	5,836	581	27,546
19	Telangana	4	0	0	129	8	195
20	Uttar Pradesh	18	3,56,264	432	5,921	3	15,928
21	Uttaranchal	1	43,440	432	0	27	591
22	West Bengal	14	3,05,852	0	4,634	0	20,299
	<b>Total</b>	<b>376</b>	<b>75,78,267</b>	<b>1,05,281</b>	<b>67,786</b>	<b>1588</b>	<b>3,17,934</b>
	Ahmedabad	37	9,91,831	15,585	12,686	49	58,673
	Mumbai	46	3,90,704	1,944	7,449	84	17,312
	Coimbatore	23	3,35,656	14,740	2,381	137	6,718
	Kanpur	10	2,03,988	0	4,331	0	8,224

NITMA

**State wise Installed Capacity and Workers of Cotton Man-Made Fibre Textile Mills  
( All Weaving(Composite + Exclusive weaving) (SSI) , ) as on 17.05.2016**

S.No.	State	No of Mills	Installed Capacity				Workers
			Spindles	Rotors	Looms	Knitting Machines	
1	Andhra Pradesh	5	1,19,104	0	973	0	2,732
2	Assam	4	39,352	0	566	0	1,685
3	Bihar	1	5,200	0	60	0	286
4	Dadra Nagar Haveli	4	3,12,288	6,234	1,276	273	3,671
5	Daman & Diu	1	0	0	31	0	53
6	Delhi	1	0	0	80	0	2,014
7	Gujarat	70	15,44,235	20,889	19,915	71	87,014
8	Haryana	9	51,776	672	227	9	2,410
9	Himachal Pradesh	2	0	0	968	0	1,145
10	Karnataka	7	1,75,392	3,024	609	0	5,363
11	Kerala	4	70,052	0	762	0	1,643
12	Madhya Pradesh	21	6,76,334	12,800	4,469	159	35,140
13	Maharashtra	97	12,04,118	11,088	13,971	140	47,828
14	Orissa	5	58,528	0	1,500	0	3,240
15	Pondicherry	1	27,568	0	1,050	0	1,932
16	Punjab	16	2,80,492	13,232	1,545	224	15,429
17	Rajasthan	27	9,15,508	13,046	3,264	99	41,861
18	Tamil Nadu	70	14,15,420	25,408	6,084	581	27,910
19	Telangana	4	0	0	129	8	195
20	Uttar Pradesh	18	3,56,264	432	5,921	3	15,928
21	Uttaranchal	1	43,440	432	0	27	591
22	West Bengal	14	3,05,852	0	4,634	0	20,299
	<b>T o t a l</b>	<b>382</b>	<b>76,00,923</b>	<b>1,07,257</b>	<b>68,034</b>	<b>1,594</b>	<b>3,18,369</b>
	Ahmedabad	37	9,91,831	15,585	12,686	49	58,673
	Mumbai	46	3,90,704	1,944	7,449	84	17,312
	Coimbatore	26	3,52,072	16,212	2,509	137	7,025
	Kanpur	10	2,03,988	0	4,331	0	8,224

**Domestic deliveries of Hank Yarn**

(In Mn. Kg.)

<b>Year</b>	<b>Delivery of hank yarn</b>
2005 -06	471
2006 -07	504
2007 -08	535
2008 -09	520
2009 -10	523
2010 -11	536
2011 -12	534
2012 -13	542
2013 -14	557
2014 -15 (Prov.)	566
2015 -16 (Prov.)	601

## Prices of Blended Yarn for the Week ending 07-05-2016

Fibre/Blend	Counts	Price (Rs. Per Kg.) during			
		Current Week	Last Week	Last Month	Last Year
		07-05-2016	30-04-2016	30-04-2016	30-05-2015
<b>A : Polyester/Viscose</b>					
65/35	20s	150.00	150.00	150.00	155.00
	30s	156.00	156.00	156.00	166.00
	40s	168.00	168.00	168.00	186.00
<b>Average</b>		<b>158.00</b>	<b>158.00</b>	<b>158.00</b>	<b>169.00</b>
<b>B : Polyester/Viscose</b>					
65/35	2/30s	163.00	163.00	163.00	169.00
	2/40s	199.00	199.00	199.00	212.00
	2/60s	265.00	265.00	265.00	268.00
<b>Average</b>		<b>209.00</b>	<b>209.00</b>	<b>209.00</b>	<b>216.33</b>
<b>Over all avg. For Poly/Visc. Blended Yarn</b>					
<b>Average</b>		183.50	183.50	183.50	192.67
<b>C : Polyester/Cotton</b>					
65X35	30s	180.00	180.00	180.00	190.00
	40s	168.00	168.00	168.00	195.00
<b>Average</b>		174.00	174.00	174.00	192.50
<b>Over all avg. For Poly/. Cotton Yarn</b>		<b>174.00</b>	<b>174.00</b>	<b>174.00</b>	<b>192.50</b>

Source : A&C Bombay market price & the source is R.O.MUMBAI B: R.O. Bangalore.

(Market Price inclusive of Excise duty and Sales Tax.)

Updated on 17.05.2016

NITMA

Production & Stock of Spun Yarn (SSI & Non-SSI)

(In Mn. Kgs.)

MONTH /	PRODUCTION				STOCK			
YEAR	COTTON	BLENDED	100% N.C.	G. TOTAL	COTTON	BLENDED	100% N.C.	G. TOTAL
2007-08	2,948.36	677.11	377.75	4,003.22	104.81	43.57	20.59	168.97
2008-09	2,896.15	654.89	360.95	3,911.99	89.04	33.54	15.03	137.61
2009-10	3,078.97	707.31	407.15	4,193.43	85.56	25.68	11.41	122.65
2010-11	3,489.77	796.47	426.38	4,712.62	186.43	48.79	18.00	253.22
2011-12	3,126.34	789.29	457.08	4,372.72	110.87	42.20	20.44	173.51
2012-13	3,582.68	828.19	456.75	4867.61	107.92	40.37	21.38	169.67
2013-14	3,928.26	896.19	484.99	5,309.45	133.80	51.33	23.40	208.53
2014-15 (P)	4,054.51	920.20	512.92	5,487.64	140.60	48.30	22.48	211.38
2015-16 (P)	4,136.16	970.88	554.40	5,661.44	142.57	49.93	24.08	216.58
<b>2013-14 (P)</b>								
April 13	316.61	65.91	39.68	422.20	121.99	41.07	21.94	185.00
May 2013	314.97	71.46	38.94	425.37	123.79	39.59	19.08	182.46
June 2013	317.69	71.18	38.95	427.82	117.62	36.75	17.84	172.21
July 2013	332.12	74.84	41.31	448.27	116.52	38.01	20.68	175.22
Aug.13	336.29	78.66	42.21	457.17	120.07	37.18	18.27	175.52
Sept.13	326.09	79.42	43.47	448.98	132.87	43.34	22.51	198.72
Oct.13	328.80	78.03	43.05	449.88	132.74	49.76	25.43	207.93
Nov.13	312.13	72.21	39.01	423.35	136.35	51.53	26.52	214.40
Dec.13	341.67	80.55	40.41	462.63	132.43	53.00	24.27	209.69
Jan.-14	340.38	77.71	39.33	457.41	117.38	51.11	23.60	192.09
Feb.-14	321.31	71.27	37.21	429.80	128.59	54.60	25.79	208.99
Mar.-14	340.20	74.95	41.42	456.57	133.80	51.33	23.40	208.53

**NITMA**

**Production & Stock of Spun Yarn (SSI & Non-SSI)**

MONTH / YEAR	PRODUCTION				STOCK			
	COTTON	BLENDED	100% N.C.	G. TOTAL	COTTON	BLENDED	100% N.C.	G. TOTAL
<b>2014-15 (P)</b>								
April 2013	328.68	73.84	41.41	443.93	142.80	50.06	21.20	214.06
May 2013	332.92	74.77	42.71	450.40	139.60	46.20	20.80	206.61
June 2013	330.69	74.03	42.95	447.67	151.05	47.99	22.56	221.60
July 2013	340.00	78.51	44.85	463.36	160.20	51.30	24.18	235.67
Aug 2013	338.09	76.66	44.23	458.98	166.64	53.21	24.87	244.72
Sept 2013	334.03	77.91	42.55	454.49	167.53	51.73	24.02	243.28
Oct 2013	323.53	74.51	40.96	439.00	178.62	56.85	25.89	261.36
Nov 2013	335.66	71.42	41.50	448.58	171.13	55.01	25.21	251.36
Dec 2013	353.96	76.54	42.01	472.51	160.58	56.06	26.47	243.11
Jan 2014	349.83	80.16	43.25	473.23	161.61	55.80	24.17	241.57
Feb 2014	330.35	81.26	41.88	453.49	149.92	50.83	22.47	223.22
Mar 2014	356.79	80.59	44.62	481.99	140.60	48.30	22.48	211.38
<b>2015-16 (P)</b>								
April 13	351.32	77.11	44.07	472.51	140.82	50.55	21.07	212.43
May 2013	348.14	80.02	44.74	472.90	153.07	52.34	23.79	229.21
June 2013	346.72	79.68	45.27	471.66	158.57	55.72	23.93	238.22
July 2013	356.36	82.15	47.48	485.98	160.33	61.25	26.62	248.20
Aug.13	354.67	82.24	49.97	486.88	166.34	63.73	27.88	257.95
Sept.13	338.53	79.51	45.41	463.45	165.96	62.33	26.16	254.46
Oct.13	342.12	83.61	47.35	473.09	170.04	64.46	25.69	260.20
Nov.13	320.11	77.70	43.27	441.08	173.94	61.60	24.17	259.70
Dec.13	353.01	81.31	49.87	484.18	158.73	58.23	25.36	242.31
Jan.-14	344.15	83.50	46.81	474.47	158.12	57.76	25.35	241.23
Feb.-14	337.24	80.95	43.27	461.45	154.45	52.36	23.16	229.96
Mar.-14	343.80	83.09	46.90	473.79	142.57	49.93	24.08	216.58

P - Provisional

Source : O/o the Textile Commissioner



## Prices of Cotton Yarn for the Week ending 07-05-2016

Variety	Price (Rs. Per Kg.) during			
	Current Week	Last Week	Last Month	Last Year
	07-05-2016	30-04-2016	30-04-2016	30-05-2015
<b>A: Cotton Hank Yarn :</b>				
20s	188.00	188.00	188.00	183.00
30s	215.00	215.00	215.00	210.00
40s	231.00	231.00	231.00	227.00
60s Card	287.00	287.00	287.00	278.00
60s comb	304.00	300.00	300.00	275.00
80s comb	412.00	412.00	412.00	405.00
100s comb	468.00	468.00	468.00	461.00
<b>Wt. Avrg</b>	<b>228.13</b>	<b>228.13</b>	<b>228.13</b>	<b>222.45</b>
<b>B: Cotton Cone Yarn :</b>				
20s	148.50	148.50	148.50	150.00
30s	163.50	163.50	163.50	166.50
40s /42s	190.50	190.50	190.50	195.00
60s Card	235.00	235.00	235.00	236.50
60s / 62s comb	265.50	265.50	265.50	264.00
<b>Wt. Avrg</b>	<b>186.15</b>	<b>186.15</b>	<b>186.15</b>	<b>188.55</b>

**Prices of Cotton Yarn for the Week ending 07-05-2016**

Variety	Price (Rs. Per Kg.) during				Last Year 30-05-2015
	Current Week	Last Week	Last Month		
	07-05-2016	30-04-2016	30-04-2016		
<b>C: Cotton Yarn Hosiery Cones :</b>					
20s (K)	165.00	165.00	165.00	165.00	175.00
30s (K)	187.00	187.00	187.00	187.00	198.00
40s (K)	209.00	209.00	209.00	209.00	219.00
40s (C)	227.00	227.00	227.00	227.00	236.00
<b>Average</b>	<b>197.00</b>	<b>197.00</b>	<b>197.00</b>	<b>197.00</b>	<b>207.00</b>

Source : RO Coimbatore, The prices mentioned above are inclusive of all duties/taxes. ( i.e. inclusive of 4% VAT for Cone yarn, no VAT for hank yarn as applicable in Tamil Nadu.)

Updated on 17.05.2016

## Cotton yarn Production

(In Mn. kg)

Month	2008-09	2009-10	2010-11	2011-12	2012-13	2013-14	2014-15	2015-16 (P)
April	242.26	244.50	273.77	268.06	268.20	316.61	328.68	351.32
May	257.51	247.76	283.69	255.56	286.19	314.97	332.92	348.14
June	253.65	248.76	284.79	248.29	288.40	317.69	330.69	346.72
July	250.28	257.65	302.16	256.73	301.34	332.12	340.00	356.36
Aug.	242.32	256.19	300.34	262.74	302.85	336.30	338.09	354.67
Sept.	233.56	252.78	297.68	258.97	296.74	326.09	334.03	338.52
Oct.	225.51	250.82	301.55	241.83	302.65	328.79	323.53	342.12
Nov.	235.07	257.44	283.52	243.85	282.88	312.13	335.66	320.11
Dec.	251.88	267.44	308.78	269.82	314.21	341.67	353.96	353.09
Jan.	236.70	266.69	296.87	279.19	315.07	340.38	349.82	344.15
Feb.	224.98	256.58	272.99	269.01	302.59	321.31	330.35	337.23
March	242.44	272.37	283.63	272.29	321.57	340.20	356.78	343.80
<b>Total</b>	<b>2,896.16</b>	<b>3,078.98</b>	<b>3,489.78</b>	<b>3,126.34</b>	<b>3,582.68</b>	<b>3,928.27</b>	<b>4,054.51</b>	<b>4,136.16</b>

## Stock of Cotton Yarn

(In Mln Kg)

Month	2008-09	2009-10	2010-11	2011-12	2012-13	2013-14	2014-15	2015-16 (P)
April	95.43	80.62	92.01	207.81	108.37	121.99	142.80	140.82
May	99.11	80.26	96.27	231.98	113.31	123.79	139.60	153.07
June	105.33	81.00	102.66	232.99	105.42	117.62	151.05	158.56
July	108.50	80.23	112.19	221.59	95.25	116.52	160.20	160.33
Aug.	119.80	82.90	106.77	187.92	103.26	120.07	166.64	166.34
Sept.	114.10	85.55	107.56	131.92	121.86	132.87	167.53	165.96
Oct.	124.72	80.57	105.59	146.50	122.84	132.74	178.62	170.04
Nov.	123.04	92.26	117.10	114.50	116.75	132.43	160.57	158.73
Dec.	126.35	88.51	110.18	128.73	126.13	136.34	171.13	173.94
Jan.	120.96	104.16	145.18	106.50	118.54	117.38	161.60	158.12
Feb.	112.72	102.53	181.53	112.79	108.55	128.59	149.92	154.45
March	89.04	85.56	186.43	110.87	107.92	133.80	140.60	142.56

## Month wise cloth production 2015-16 (Provisional)

(Mn. Sq. Mtrs.)

	Apr-15	May-15	Jun-15	Jul-15	Aug-15	Sep-15	Oct-15	Nov-15	Dec-15	Jan-16	Feb-16	Mar-16	Total
<b>MILLS</b>													
COTTON	125.93	129.09	116.13	134.77	131.43	124.86	131.02	123.47	117.59	123.65	120.95	123.49	1,502.38
BLENDED	64.29	66.53	64.71	68.36	60.85	57.72	58.70	53.48	56.64	57.55	58.52	66.93	734.28
Man -Made Fibre Fabrics	5.39	5.30	4.98	5.25	6.29	6.86	7.33	6.01	8.01	7.58	6.44	7.33	76.77
<b>TOTAL</b>	<b>195.61</b>	<b>200.92</b>	<b>185.82</b>	<b>208.38</b>	<b>198.57</b>	<b>189.44</b>	<b>197.05</b>	<b>182.96</b>	<b>182.24</b>	<b>188.78</b>	<b>185.91</b>	<b>197.75</b>	<b>2,313.43</b>
<b>HANDLOOM</b>													
COTTON	560.98	547.34	551.92	558.99	548.08	545.10	547.71	532.58	631.41	613.06	592.22	581.81	6,811.20
BLENDED	7.35	7.74	12.64	10.06	7.35	8.64	9.93	5.93	8.51	9.16	8.26	13.80	109.39
Man -Ma de Fibre Fabrics	61.17	59.13	52.20	50.65	50.89	53.85	61.37	62.38	71.17	60.45	53.35	59.22	695.83
<b>TOTAL</b>	<b>629.49</b>	<b>614.21</b>	<b>616.76</b>	<b>619.70</b>	<b>606.33</b>	<b>607.59</b>	<b>619.01</b>	<b>600.90</b>	<b>711.10</b>	<b>682.67</b>	<b>653.83</b>	<b>654.83</b>	<b>7,616.42</b>
<b>POWERLOOM</b>													
COTTON	1,351.54	1,333.49	1,318.80	1,359.35	1,267.09	1,306.28	1,278.50	1,177.14	1,377.36	1,329.02	1,298.51	1,319.62	15,716.69
BLENDED	676.01	635.76	625.83	631.77	643.50	644.79	665.82	603.77	697.56	667.76	626.73	702.97	7,822.28
Man -Made Fibre Fabrics	1,273.63	1,127.99	1,160.16	1,107.71	1,275.40	1,246.47	1,120.83	996.71	1,112.30	1,172.75	1,123.18	1,090.35	1,3807.47
<b>TOTAL</b>	<b>3,301.17</b>	<b>3,097.24</b>	<b>3,104.79</b>	<b>3,098.82</b>	<b>3,185.99</b>	<b>3,197.54</b>	<b>3,065.15</b>	<b>2,777.63</b>	<b>3,187.22</b>	<b>3,169.53</b>	<b>3,048.42</b>	<b>3,112.94</b>	<b>37,346.44</b>
<b>HOSIERY</b>													
COTTON	1,229.34	1,133.86	1,127.78	1,165.35	1,180.73	1,167.71	1,173.78	1,066.40	1,325.06	1,222.14	1,350.73	1,285.88	14,428.76
BLENDED	177.89	184.34	186.28	184.60	180.86	171.83	166.67	173.51	164.48	163.96	197.89	179.96	2,132.24
Man -Made Fibre Fabrics	79.46	93.78	102.68	98.69	102.43	94.43	102.81	114.55	96.75	57.28	63.98	72.76	1,079.60
<b>TOTAL</b>	<b>1,486.69</b>	<b>1,411.98</b>	<b>1,416.74</b>	<b>1,448.64</b>	<b>1,464.01</b>	<b>1,433.96</b>	<b>1,443.27</b>	<b>1,354.46</b>	<b>1,586.29</b>	<b>1,443.38</b>	<b>1,612.60</b>	<b>1,538.59</b>	<b>17,640.61</b>

## Month wise cloth production 2015-16 (Provisional)

	Apr-15	May-15	Jun-15	Jul-15	Aug-15	Sep-15	Oct-15	Nov-15	Dec-15	Jan-16	Feb-16	Mar-16	Total
<b>ALL SECTORS</b>													
COTTON	3,267.78	3,143.77	3,114.63	3,218.46	3,127.33	3,143.95	3,131.01	2,899.59	3,451.43	3,287.87	3,362.41	3,310.80	38,459.03
BLENDED	925.55	894.38	889.46	894.79	892.57	882.9	901.12	836.69	927.18	898.42	891.40	963.66	10,798.19
Man - Made Fibre Fabrics	1,419.64	1,286.21	1,320.02	1,262.29	1,435.01	1,401.61	1,292.34	1,179.66	1,288.23	1,298.06	1,246.95	1,229.66	15,659.67
<b>TOTAL</b>	<b>5,612.97</b>	<b>5,324.35</b>	<b>5,324.11</b>	<b>5,375.54</b>	<b>5,454.90</b>	<b>5,428.54</b>	<b>5,324.48</b>	<b>4,915.94</b>	<b>5,666.84</b>	<b>5,484.35</b>	<b>5,500.76</b>	<b>5,504.11</b>	<b>64,916.89</b>
KWS	78.63	78.63	78.63	78.63	78.63	78.63	78.63	78.63	78.63	78.63	78.63	78.63	943.56
<b>Total</b>	<b>5,691.60</b>	<b>5,402.98</b>	<b>5,402.74</b>	<b>5,454.17</b>	<b>5,533.53</b>	<b>5,507.17</b>	<b>5,403.11</b>	<b>4,994.57</b>	<b>5,745.47</b>	<b>5,562.98</b>	<b>5,579.39</b>	<b>5,582.74</b>	<b>65,860.45</b>

## Import of major textile items

(Value in MN US\$)

ITEMS	April -December			
	2014 -2015		2015 -2016	
	Qty	Value	Qty	Value
<b>Fibre (Tonne)</b>				
Wool / Fine / coarse animal hair	74,701.37	283.77	72,670.67	243.08
Wool Tops	377.40	4.36	405.86	4.69
Raw Cotton	2,05,442.06	444.34	1,81,592.75	326.22
MMF	1,29,809.88	300.50	1,60,040.42	298.42
Flax & Jute	52,279.95	49.09	83,201.71	68.38
Raw silk	2,646.89	120.99	2,611.84	115.06
<b>Sub Total</b>	<b>4,65,257.55</b>	<b>1,203.05</b>	<b>5,00,523.25</b>	<b>1,055.85</b>
<b>Fibre waste (Tonne)</b>				
Wool waste	1,049.86	0.98	811.51	0.70
Cotton waste	14,301.50	3.92	13,138.13	3.34
Waste of man-made fibre	18,073.45	16.38	16,366.66	16.67
Silk waste	91.84	3.43	56.66	2.05
<b>Sub Total</b>	<b>33,516.65</b>	<b>24.70</b>	<b>30,372.96</b>	<b>22.75</b>
<b>Yarn (Tonne)</b>				
Silk yarn	396.73	13.34	270.99	8.95
Woolen yarn including yarn of animal hair:	126.57	3.12	189.75	3.67
Cotton Yarn (including sewing thread)	4,833.91	32.79	4,365.80	33.28
Flax & Jute	67,320.03	139.13	72,173.55	168.24
Man -made filament yarn	1,19,098.60	478.75	1,17,415.54	421.86
100% non-cotton yarn (including sewing thread)	82,664.47	190.86	63,892.21	131.53
<b>Sub Total</b>	<b>2,74,440.31</b>	<b>857.99</b>	<b>2,58,307.84</b>	<b>767.53</b>
<b>Fabrics (Thousand Sqm)</b>				
Silk fabrics	7,614.46	28.68	6,176.26	25.76
Woolen fabrics	3,870.63	27.44	4,195.63	28.73
Woven fabrics of cotton	84,109.02	146.95	69,726.20	127.05
Man-made woven fabrics	3,87,697.77	222.74	4,92,364.91	219.87
Flax & Jute	89,903.44	44.35	81,807.91	48.19
Piles & Knitted	7,41,058.35	354.46	8,13,811.58	362.04

## Import of major textile items

(Value in MN US\$)

ITEMS	April -December			
	2014 -2015		2015 -2016	
	Qty	Value	Qty	Value
Special woven fabrics	1,23,660.75	138.87	1,34,886.15	149.72
<b>Sub Total</b>	<b>14,37,914.42</b>	<b>963.50</b>	<b>16,02,968.64</b>	<b>961.36</b>
RMG (Qty in MN No)				
COTTON	51.70	155.82	70.36	166.80
MAN-MADE	22.62	111.79	26.15	131.68
SILK	0.53	3.58	0.36	2.79
WOOL	0.47	14.16	0.78	12.56
OTHERS	81.11	108.31	120.90	117.36
<b>Sub Total</b>	<b>156.43</b>	<b>393.65</b>	<b>218.56</b>	<b>431.19</b>
<b>MADE-Ups (Tonne)</b>				
COTTON	56,633.95	26.10	55,422.79	54.51
MAN -MADE	6,902.95	59.01	8,055.15	58.01
SILK	156.06	0.50	219.78	1.02
WOOL	29,161.44	10.28	9,084.18	3.28
OTHERS	3,94,414.78	287.66	4,80,695.81	326.82
<b>Sub Total</b>	<b>4,87,269.18</b>	<b>383.54</b>	<b>5,53,477.71</b>	<b>443.64</b>
<b>Other Textile</b>				
Carpets and other textile floor coverings. (Th. Sqm)	8,365.24	62.66	16,469.56	68.54
Wadding, felt and nonwovens & Other textile items		778.18		759.45
<b>Sub Total</b>		<b>840.83</b>		<b>827.99</b>
<b>Grand Total</b>		<b>4,667.27</b>		<b>4,510.32</b>

Source : Monthly Statistics of the Foreign Trade of India, DGCIIS, Kolkata.

The import of textile items in US\$ decreased by 3% during April- Dec. 2015-16 compared to corresponding period of the previous year.



## Export of major textile items

(Value in MN US\$)

ITEMS	April-December			
	2014-2015		2015-2016	
	Qty	Value	Qty	Value
<b>Fibre (Tonne)</b>				
Wool / Fine / coarse animal hair	140.33	0.83	189.58	0.81
Wool Tops	2,954.56	31.66	2,930.39	27.32
Raw Cotton	7,34,733.79	1,308.46	8,94,752.09	1,325.66
MMF	2,51,023.42	410.15	2,71,561.23	395.29
Flax & Jute	4,23,330.24	130.20	4,69,692.52	126.65
Raw silk	4.45	0.07	66.74	0.58
<b>Sub Total</b>	<b>14,12,186.79</b>	<b>1,881.37</b>	<b>16,39,192.55</b>	<b>1876.33</b>
<b>Fibre Waste (Tonne)</b>				
Wool waste	1,885.23	6.85	2,179.14	8.60
Cotton waste	39,105.57	42.78	36,179.76	33.57
Waste of man-made fibre	7,056.26	5.30	4,295.07	2.66
Silk waste	1,281.73	13.93	1,125.40	10.40
<b>Sub Total</b>	<b>49,328.79</b>	<b>68.86</b>	<b>43,779.37</b>	<b>55.24</b>
<b>Yarn (Tonne)</b>				
Silk yarn	108.09	3.46	225.68	3.54
Woolen yarn including yarn of animal hair.	4,933.83	57.63	5,486.20	64.67
Cotton Yarn (including sewing thread)	8,99,319.22	2,924.28	9,87,487.06	2,767.78
Flax & Jute	20,100.67	21.80	18,515.39	21.06
Man-made filament yarn	4,93,328.09	923.56	4,97,513.82	814.47
100% non-cotton yarn (including sewing thread)	1,77,388.24	533.91	1,69,806.27	458.64
<b>Sub Total</b>	<b>15,95,178.14</b>	<b>4,464.63</b>	<b>16,79,034.42</b>	<b>4,130.15</b>
<b>Fabrics (Thousand Sqm)</b>				
Silk fabrics	6,775.05	87.72	4,879.99	67.13
Woollen fabrics	4,483.22	31.93	4,608.90	31.57
Wooven fabrics of cotton	10,20,648.78	1,394.82	10,41,915.50	1,304.21

## Export of major Textile Items

(Value in MN US\$)

ITEMS	April-December					
	2014-2015			2015-2016		
	Qty	Value	Qty	Value	Qty	Value
Man-made woven fabrics.	12,23,466.45	1,574.98	12,87,347.09	1,526.17		
Flax & Jute	1,26,734.57	112.45	1,29,979.89	111.76		
Piles & Knitted	3,50,862.45	195.58	3,22,557.15	176.89		
Special woven fabrics	4,02,902.78	308.65	1,90,168.50	270.55		
<b>Sub Total</b>	<b>31,35,873.30</b>	<b>3,706.14</b>	<b>29,81,457.02</b>	<b>3,488.29</b>		
<b>RMG (Qty in MN No)</b>						
COTTON	1,629.92	6,311.56	1,653.93	6,085.90		
MAN-MADE	567.98	2,952.81	570.30	3,238.91		
SILK	21.64	122.04	27.34	109.95		
WOOL	45.16	330.02	30.40	257.92		
OTHERS	623.74	2,419.09	633.37	2,747.97		
<b>Sub Total</b>	<b>2,888.44</b>	<b>12,135.52</b>	<b>2,915.34</b>	<b>12,440.65</b>		
<b>MADE-Ups (Tonne)</b>						
COTTON	2,99,323.61	2,269.54	3,23,193.88	2,335.70		
MAN -MADE	1,60,412.74	530.05	1,60,802.06	468.84		
SILK	190.72	3.98	210.55	3.25		
WOOL	3,958.40	15.43	4,598.09	12.07		
OTHERS	1,62,066.48	666.01	1,65,727.24	647.74		
<b>Sub Total</b>	<b>6,25,951.95</b>	<b>3,485.00</b>	<b>6,54,531.82</b>	<b>3,467.60</b>		
<b>OTHER TEXTILE</b>						
Carpets and other textile floor coverings. (Th. Sqm)	1,41,909.75	1,407.07	1,24,163.95	1,304.19		
Wadding, felt and nonwovens & Other textile items		551.30		473.06		
<b>Sub Total</b>		<b>1,958.37</b>		<b>1,777.25</b>		
<b>Grand Total</b>		<b>27,699.90</b>		<b>27,235.50</b>		

Source : Monthly Statistics of the Foreign Trade of India. DGCIIS, Kolkata.

The export of textile items in US\$ decreased by 2% during April-Dec. 2015-16 compared to corresponding period of the previous year

## Price movement of Major Textile items during April 2016

(Rs./Kg.)

Period	Cotton Yarn			PSF (Avg.)	PFY (126 D) (Avg.)	Tex. Yarn (Avg.)	Raw Wool (Imp. Merino Wool) (Avg.)
	Hank	Cone	Hosiery				
	Wtd Avg	Wtd. Avg	Wtd. Avg				
2015 - 2016	224.32	184.17	202.90	93.49	96.13	100.20	667.45
2014 - 2015	240.85	197.32	217.40	104.40	116.21	121.85	640.87
2013 - 2014	236.51	211.86	225.10	111.55	128.13	115.64	727.15
2012 - 2013	221.23	202.50	202.83	104.33	119.40	118.15	744.76
2011 - 2012	205.08	167.83	199.00	103.31	112.36	112.97	682.04
2010 - 2011	180.30	163.60	256.25	87.26	96.67	102.94	437.06
2009 - 2010	118.35	131.99	151.88	69.00	79.66	93.23	342.31
<b>2015 -16/2014 -15</b>	<b>-6.90</b>	<b>-6.70</b>	<b>-6.70</b>	<b>-10.50</b>	<b>-17.30</b>	<b>-17.80</b>	<b>4.10</b>
<b>% Variation</b>							
Apr.16	226.76	185.57	197.00	90.42	90.83	96.17	732.64
Apr.15	(221.61)	(188.11)	(204.50)	(96.14)	(100.06)	(104.90)	(590.39)
Mar.16	225.22	183.81	197.00	88.36	87.73	95.33	738.89
Mar.15	(222.61)	(188.11)	(204.50)	(91.49)	(98.26)	(103.40)	(598.24)
<b>% Variation</b>	<b>0.70</b>	<b>1.00</b>	<b>0.00</b>	<b>2.30</b>	<b>3.50</b>	<b>0.90</b>	<b>-0.80</b>
<b>Apr.16./Mar.16</b>							

Note :-Data in brackets indicate price for the same months of last year.

## TECHNICAL TEXTILES

The brief write up of activities performed by this office in the month of April 2016 to promote and encourage the technical textile industry are appended below:-

### 1. Major events held on technical textiles in the month of April 2016:

- i. An Industry meet for the Technotex 2016 (Buyer Seller Meet cum Conference on Technical Textiles held at Surat on 07.04.2016 .Dr.Kavita Gupta, IAS, Textile Commissioner has the graced the programme.
- ii. The 5th edition of international Exhibition and conference on Technical Textiles ‘Technotex 2016’ was held from April 21-23, 2016 at Bombay Exhibition Centre, Goregaon, Mumbai. The Programme was inaugurated by Shri Devendra Fadnavis, Honorable Chief Minister, Maharashtra State, The Guest of honor was Honorable Minister of State for Textiles (Independent Charge) Shri Santhosh Kumar Gangwar. Dr.Kavita Gupta, IAS, Textile Commissioner, MOT, presented the Theme Address. A CEO’s forum with major technical textile industry was also held in Technotex 2016. Manufacturers, traders, testing service providers etc put up stall and exhibited their products and services. Govt. of Karnataka, Govt. of Gujarat, Govt. of Andhra Pradesh, National Textile Corporation (NTC), MOT designated 8 Centers of Excellence had also participated in the programme. Alongwith buyer seller meet a conference was also held during 21-22 April 2016.

### Events Organized:

- i. ITTA organized an exhibition cum seminar jointly with Defence during 26th & 27th May 2016 at Pune, Maharashtra.
- ii. SIMA Texfair 2016 Coimbatore held on 20th May 2016.
- iii. Workshop/Exhibition on “Applications of Geosynthetics infrastructure Projects” held on 17.06.2016 at Guwahati.

### 2. Revenue Generation of Centers of Excellence (CoEs):

The revenue generated by the COEs through various activities like testing, consultancy, etc is given below:

(in Rs.)

Name of COE	December 2015	January 2016	February 2016	March 2016	Cumulative for the year 2015-16
BTRA : Geotech	5,22,757	5,78,510	9,98,448	8,29,625	99,14,504
SITRA : Meditech	4,69,105	8,42,947	7,01,044	11,51,498	80,85,441
SASMIRA : Agrotech	14,80,715	19,44,800	13,17,550	7,63,550	98,15,425
NITRA : Protech	4,70,000	9,50,000	8,00,000	8,60,000	1,26,10,000
DKTE : Nonwoven	4,92,000	3,10,000	3,89,000	3,89,000	63,45,000
PSG College: Indutech	3,42,013	3,14,232	7,11,940	6,82,953	43,63,081
ATIRA : Composites	12,00,000	16,41,000	13,57,000	14,81,000	2,09,30,000
WRA : Sportech	1,10,000	1,42,818	3,94,350	3,27,651	28,60,889

### **3. Updation of website: [www.technotex.gov.in](http://www.technotex.gov.in) of Ministry of Textiles:**

- i.** Progress on Scheme for Promoting usage of Agrotextiles and Geotechnical textiles in North-Eastern Region has been placed in the website.
- ii.** Details of technical textile events to be organized has been placed in the website
- iii.** Scheme for Promoting usage of Geotechnical textiles in North-Eastern Region has been placed in the website.
- iv.** Updated Compendium on Centers of Excellence has been placed on the website.
- v.** Investor guide "Driving growth on Technical Textiles in India" has been placed in the website.
- vi.** Project Models for Technical Textiles has been placed in the website.
- vii.** Scheme for Promoting usage of Agrotextiles in North-Eastern Region has been placed in the website.
- viii.** Six Consultants for hand holding new MSME Projects in technical textiles are empanelled under Business Start-up component of Mini Mission - II of Technology Mission on Technical Textiles (TMTT) & their details have been placed at this Office Website.
- ix.** Studies on developing measures to promote the use of Agrotextiles and Geotextiles in India have been placed in this Office Website.
- x.** Scheme for Promoting usage of Agrotextiles in India (excluding NER) has been placed in the website.

### **4. 10% Capital Subsidy to Technical Textile Industry under TUFS:**

So far, 929 units have been registered with this office as technical textile manufacturing units for availing 10% Capital subsidy with a total investment in proposed machineries to the tune of Rs. 4921 Crore (approx).

### **5. Import & Export details of technical:**

The import & export details of 247 items finalized as technical textiles by the sub-committee on HSN Codes are given over leaf:

Value in INR Crores

S. No.	Segment	HS Codes	IMPORT				EXPORT					
			2013-14		2014-15		April - December		2013-14		2014-15	
			2013-14	2014-15	% Change	2013-14	2014-15	% Change	2013-14	2014-15	% Change	
1	Agrotech	56075010, 56081110, 56081190	18.43	26.99	46.45	157.99	208.80	32.16				
2	Clothtech	58071010, 58071020, 58071090, 58079010, 58079090	117.53	177.26	50.82	54.98	50.32	-8.48				
3	Geotech	63051080, 63051090	4.12	12.60	205.83	41.04	37.36	-8.97				
4	Hometech	59011020, 59019010, 59041000, 59049010, 59049090, 59051010, 59051090, 59070011, 59070012, 59070019, 53050010, 53050020, 53050030, 53101011, 53101012, 53101013, 53101014, 58110020, 58110090, 94043010, 94043090	152.98	224.57	46.80	723.55	840.08	16.11				
5	Indutech	54021910, 54031010, 54031020, 56021000, 56022100, 56022920, 56029000, 56071010, 56072900, 56074100, 56074900, 56075020, 56075030, 56075040, 56079010, 56079020, 56079090, 56081900, 56089010, 56089020, 56089090, 58063110, 59021010, 59022010, 59029010, 59039010, 59039020, 59069910, 59069920, 59069990, 59090020, 59090090, 59113220, 59113240, 59113250, 59114000, 59019020, 59021090, 59022090, 59029090, 59031010, 59031090, 59032010, 59032090, 59039090, 59069110, 59069190, 59070091, 59070092, 59070093, 59070099, 59080010, 59080020, 59080090, 59090010, 59100010, 59100020, 59100030, 59100040, 59100050, 59100060, 59100090, 59111000, 59112000, 59113110, 59113120, 59113130, 59113140, 59113150, 59113190, 59113210, 59113230, 59113290, 59119010, 59119020, 59119090, 56031100, 56031200, 56031300, 56031400, 56039100, 56039200, 56039300, 56039400, 52112020, 52113120, 54074230, 54074430, 54082215, 54082415, 54083213, 54083415, 55031100, 56022910, 56022990, 56041000, 56049000, 56071090, 56072100, 56073000, 56075090, 58061000, 58062000, 58063120, 58063190, 58063200, 58063910, 58063920, 58063930, 58063990, 58064000, 70191100, 70191200, 70191900, 70193100, 70193200, 70193900, 70194000, 70195100, 70195200, 70195900, 70199010, 70199090, 96121010, 590310, 590699	5623.25	6309.60	12.21	2976.14	4516.36	51.75				

6	Meditech	30051010, 30051020, 30059010, 30059030, 30059050, 30059060, 30061010, 30061020, 48184010, 56011000, 56012110, 56012190, 56012200, 56012900, 59061000, 30051090, 30059040.	173.98	207.54	19.29	388.85	361.67	-6.99
7	Packtech	63051010, 63051020, 63051030, 63051040, 63051050, 63051060, 63051070, 63053200, 63053300, 63053900, 63059000, 59011010, 59011090, 59019090, 63052000	246.34	295.07	19.78	2567.65	3147.58	22.59
8	Protech	62011100, 62011210, 62011310, 62102010, 62102020, 62102030, 62103010, 62104010, 61161000, 62101000, 62102090, 62103020, 62103030, 621040, 62104090, 62105000	37.41	64.72	73.00	171.50	133.37	-22.23
9	Sportech	54071011, 54071012, 54071014, 54071021, 54071022, 63061200, 63062200, 63063000, 63064900, 54071024, 54071031, 54071032, 54071034, 54071041, 54071042, 54071044, 54071091, 54071092, 54071094, 62029110, 62029210, 62029310, 62029911, 63061910, 63061920, 63061930, 63061990, 63062910, 63062990, 63063990, 63064000, 63069100, 63069900, 63072010, 63072090, 95069960, 63069090.	38.23	34.58	-9.55	151.70	187.07	23.32
<b>Total</b>			<b>6412.27</b>	<b>7352.93</b>	<b>14.67</b>	<b>7233.40</b>	<b>9482.61</b>	<b>31.09</b>

(Source: Monthly Statistics of Foreign Trade of India, DGCI&S, Kolkata)

From the above analysis it may be seen that there is a healthy increase in exports of technical textiles from India amounting to 31.09% against 14.67% increase in the imports of technical textiles to India. Thus, technical textiles sector is also bringing the much needed foreign exchange to India.

**Press Information Bureau  
Government of India  
Cabinet  
22-June-2016 16:41 IST**

### **Cabinet approves special package for employment generation and promotion of exports in Textile and Apparel sector**

The Union Cabinet under the Chairmanship of Prime Minister Shri Narendra Modi has given approval for a special package for employment generation and promotion of exports in Textile and Apparel sector.

The move comes in the backdrop of the package of reforms announced by the Government for generation of one crore jobs in the textile and apparel industry over next 3 years. The package includes a slew of measures which are labour friendly and would promote employment generation, economies of scale and boost exports. The steps will lead to a cumulative increase of US\$ 30 bn. in exports and investment of Rs. 74,000 crores over next 3 years.

The majority of new jobs are likely to go to women since the garment industry employs nearly 70% women workforce. Thus, the package would help in social transformation through women empowerment.

#### **Salient features of the package announced are:**

##### **A. Employee Provident Fund Scheme Reforms**

- Govt. of India shall bear the entire 12% of the employers' contribution of the Employers Provident Fund Scheme for new employees of garment industry for first 3 years who are earning less than Rs. 15,000 per month.
- At present, 8.33% of employer's contribution is already being provided by Government under Pradhan Mantri Rozgar Protsahan Yojana (PMRPY). Ministry of Textiles shall provide additional 3.67% of the employer's contribution amounting to Rs. 1,170 crores over next 3 years.
- EPF shall be made optional for employees earning less than Rs. 15,000 per month
- This shall leave more money in the hands of the workers and also promote employment in the formal sector.

##### **B. Increasing overtime caps**

- Overtime hours for workers not to exceed 8 hours per week in line with ILO norms.
- This shall lead to increased earnings for the workers

##### **C. Introduction of fixed term employment**

- Looking to the seasonal nature of the industry, fixed term employment shall be introduced for the garment sector
- A fixed term workman will be considered at par with permanent workman in terms of working hours, wages, allowed and other statutory dues.

##### **D. Additional incentives under ATUFS**

- The package breaks new ground in moving from input to outcome based incentives by increasing subsidy under Amended-TUFS from 15% to 25% for the garment sector as a boost to employment generation.
- A unique feature of the scheme will be to disburse the subsidy only after the expected jobs are created.



**E. Enhanced duty drawback coverage**

- In a first of its kind move, a new scheme will be introduced to refund the state levies which were not refunded so far.
- This move is expected to cost the exchequer Rs 5500 crores but will greatly boost the competitiveness of Indian exports in foreign markets.
- Drawback at All Industries Rate to be given for domestic duty paid inputs even when fabrics are imported under Advance Authorization Scheme

**F. Enhancing scope of Section 80JJAA of Income Tax Act**

- Looking at the seasonal nature of garment industry, the provision of 240 days under Section 80JJAA of Income Tax Act would be relaxed to 150 days for garment industry.

**SUMMARY - 3 YEAR IMPACT**

Segment / Intervention	Annual out go	Additional Investment (US\$ bn.)	Total Employment Direct & Indirect (Lakhs)	Additional Exports (US\$ bn.)
Measures to Enhance Competitiveness of the Apparel Industry	NIL	1.60	5.70	5.70
80JJAA Amendments	NIL	2.70	4.00	4.00
Additional TUFS for garmenting	Rs. 400	2.60	12.25	7.00
	500 crores			
Additional 3.67% EPF contribution				
<b>Additional 5% duty drawback for garments</b>	Rs. 5,500 crores	2.70	9.50	9.50
Labour law reforms	NIL	1.40	1.75	4.20
<b>Direct employment cupstream segments @ 35% (yarn. Fabrics &amp; processing)</b>	-	-	10.70	-
Indirect employment* (1:1.3)	-	-	56.40	-
<b>Total</b>	<b>Rs. 6,000 crores</b>	<b>11.00</b>	<b>100.30</b>	<b>30.40</b>

**Cabinet Decision**

# Special Package for Textile and Apparel Sector

**TO CREATE 1 CRORE JOBS IN 3 YEARS**

## Decision 1

**Tax and Production incentives for Job creation in Garment Manufacturing Sector**

- ✓ Reduction of working days under section 80 JJAA from 240 days to 150 days
- ✓ 10% extra production and employment based subsidy under Amended TUFS
- ✓ Government to bear entire 12% of Employee Provident Fund Scheme contribution of employer

**Impact in three years**

Increase in exports by **2.6 billion US\$**  
Increase in employment by **12.25 lakhs**  
Increase in investment by **7 billion US\$**



 / PIB\_India    / pibindia    / pibindia    / pibindia.wordpress.com    / pibindia    pib.gov.in

 < [pib.nic.in/newsite/PrintRelease.aspx?relic](http://pib.nic.in/newsite/PrintRelease.aspx?relic) ⋮

## Garment Policy

Press Information Bureau  
Government of India  
Cabinet  
22-June-2016 16:41 IST

### **Cabinet approves special package for employment generation and promotion of exports in Textile and Apparel sector**

The Union Cabinet under the Chairmanship of Prime Minister Shri Narendra Modi has given approval for a special package for employment generation and promotion of exports in Textile and Apparel sector.

The move comes in the backdrop of the package of reforms announced by the Government for generation of one crore jobs in the textile and apparel industry over next 3 years. The package includes a slew of measures which are labour friendly and would promote employment generation, economies of scale and boost exports. The steps will lead to a cumulative increase of US\$ 30 bn. in exports and investment of Rs. 74,000 crores over next 3 years.

The majority of new jobs are likely to go to women since the garment industry employs nearly 70% women workforce. Thus, the package would help in social transformation through women empowerment.

Salient features of the package announced are:

#### **A. Employee Provident Fund Scheme Reforms**

- Govt. of India shall bear the entire 12% of the employers' contribution of the Employers Provident Fund Scheme for new employees of garment industry for first 3 years who are earning less than Rs. 15,000 per month.
- At present, 8.33% of employer's contribution is already being provided by Government under Pradhan Mantri Rozgar Protsahan Yojana (PMRPY). Ministry of Textiles shall provide additional 3.67% of the employer's contribution amounting to Rs. 1,170 crores over next 3 years.
- EPF shall be made optional for employees earning less than Rs. 15,000 per month
- This shall leave more money in the hands of the workers and also promote employment in the formal sector.

#### **B. Increasing overtime caps**

- Overtime hours for workers not to exceed 8 hours per week in line with ILO norms.
- This shall lead to increased earnings for the workers

#### **C. Introduction of fixed term employment**

- Looking to the seasonal nature of the industry, fixed term employment shall be introduced for the garment sector
- A fixed term workman will be considered at par with permanent workman in terms of working hours, wages, allowed and other statutory dues.

**D. Additional incentives under ATUFS**

- The package breaks new ground in moving from input to outcome based incentives by increasing subsidy under Amended-TUFS from 15% to 25% for the garment sector as a boost to employment generation.
- A unique feature of the scheme will be to disburse the subsidy only after the expected jobs are created.

**E. Enhanced duty drawback coverage**

- In a first of its kind move, a new scheme will be introduced to refund the state levies which were not refunded so far.
- This move is expected to cost the exchequer Rs 5500 crores but will greatly boost the competitiveness of Indian exports in foreign markets.
- Drawback at All Industries Rate to be given for domestic duty paid inputs even when fabrics are imported under Advance Authorization Scheme

**F. Enhancing scope of Section 80JJAA of Income Tax Act**

- Looking at the seasonal nature of garment industry, the provision of 240 days under Section 80JJAA of Income Tax Act would be relaxed to 150 days for garment industry.

**Technology Upgradation Fund Scheme (TUFS)  
Benefit Chart [RR-TUFS]**

2% IR	2% IR (or) 8% MMS	5% IR (or) 15% MMS	5 % IR + 10 % CS (or) 15% MMS	6% IR + 15% CS (or) 30% MMS	5 % IR (or) 30% CS.
Standalone Spinning	Weaving - Second hand imported shuttle-less loom	Spinning with matching capacity	Processing of fibres, yarn fabrics, garments & made ups	Weaving - Brand new shuttle-less loom	Handloom Silk sectors
		Processing of fibres, yarn, fabrics, garmenting and made ups	Garmenting		
		Garmenting	Technical Textiles  Non-woven & converters of non-woven		
		Technical Textiles & Non - woven & converted of non - woven			
		Cotton Ginning & Pressing  Wool sector  Synthetic Filament Yarn Texturising / crimping / twisting  Manufacturing Viscose filament yarn/viscose staple yarn  Independent weaving preparatory  Knitting Embroidery on stand-alone basis,  Made up manufacturing Jute Sectors Carpet manufacturing CAD, CAM & design studio			

**4.3. Restructured TUFs:  
Progress of R-TUFs (As on 30.04.2016)**

(Rs in Crore)

Category	No of Application	Project Cost	Sanction Loan Amount	Eligible Term Loan	CAP for Project Cost	Subsidy Amount TUFs	Cap for Subsidy Amount	Subsidy Claimed	
								No of Application	Amount
Garmenting	582.00	1,085.07	691.75	636.21	3,752.00	173.55	200.00	557.00	100.94
Weaving	943.00	3,552.56	2,640.08	2,511.12	6,097.00	707.53	225.00	845.00	306.39
Others	1,641.00	18,441.88	10,256.19	9,390.28	15,008.00	2,490.89	799.00	1,572.00	1,152.86
Processing	506.00	4,790.56	2,333.57	2,206.31	9,849.00	646.07	424.00	474.00	307.16
Spinning	282.00	9,642.78	5,965.09	5,414.83	12,194.00	1,089.73	210.00	272.00	436.12
Total	3,954.00	37,512.84	21,886.68	20,158.75	46,900.00	5,107.77	1,858.00	3,720.00	2,303.47

Source: O/o Textile Commissioner (TxC)

## Progress of Restructured Revised TUFs (RR-TUFs) (As on 30.04.2016)

(Rs. In Crore)

Category	Unit Type	Number of UIDs Issued	Project Cost	Term Loan Sanctioned	Term Loan Eligible Under Tufs	Subsidy Cap Limit Earmarked*	Subsidy Utilised		Available Subsidy Cap (9 = 7 - 8)
							in 12th Plan (for UIDs Approved)		
Standalone Spinning	MSME	70	233.07	152.41	146.14	47.48	7.42	40.06	
	NON-MSME	307	6,298.80	4,128.67	3,742.73	427.32	205.74	221.58	
Others	MSME	3,627	5,730.41	3,068.81	2,878.57	218.77	672.18	-453.41	
	NON-MSME	526	11,446.51	7,800.18	7,233.23	1,968.97	1,493.56	475.41	
Overall	MSME	3,691	5,963.48	3,221.22	3,024.71	266.25	679.60	-413.35	
	NON-MSME	829	17,745.31	11,928.86	10,975.97	2,396.29	1,699.29	696.99	
	Grand Total	4,530	23,708.79	15,150.07	14,000.67	2,662.54	2,378.89	283.65	

## Progress of TUFs

Year-wise Progress of TUFs (Position as on 05.04.2016)					
(Amount in Rs. Crore)					
Sr. No.	Year	No. of cases	Project cost	Term loan sanctioned amount	Subsidy Released (by MoT)
1	1999 -2000	309	5,074	2,421	1.00
2	2000 -2001	616	4,380	2,090	70.00
3	2001 -2002	444	1,320	630	200.00
4	2002 -2003	456	1,438	839	202.59
5	2003 -2004	884	3,289	1,341	249.06
6	2004 -2005 Ę	986	7,349	2,990	283.61
7	2005 -2006	1,078	15,032	6,776	485.00
8	2006 -2007	12,589	66,233	29,073	823.92
9	2007 -2008	2,260	19,917	8,058	1,143.37
10	2008 -2009	6,072	55,707	24,007	2,632.00
11	2009 -2010	2,352	27,611	6,612	2,885.98
12	2010 -2011 *	256	397	254	2,784.18
13	2011 -2012	1,794	2,4364	13,619	2,937.82
14	2012 -2013	2,163	13,154	8,276	2,151.34
15	2013 -2014**	585	6,387	4,328	1,730.58
16	2014 -2015	4,005	17,021	10,769	1,884.72
17	2015 -2016	...	...	....	1,394.17
	<b>Total</b>	<b>36,849</b>	<b>2,68,673</b>	<b>1,22,083</b>	<b>21,859.34</b>

\* The scheme was under suspension from 29.06.2010 to 28.04.2011

\*\*The scheme was started w.e.f. 04.10.2013

- Note :
- i. Correctness of the subsidy released may be confirmed by TUFs Cell at MOT
  - ii. Nos of cases sanctioned before 2013-14 through TxC office route are not incorporated in above table.



**PROGRESS OF 15% Credit Linked Capital Subsidy / Margin Money Subsidy  
(CLCS@ 15%-TUFS/MMS@ 15%-TUFS)**

(Amount in Rs. Crore)

	Application Received		Sanctioned		Disbursed	
	No.	Amount (cost of Machinery)	No.	Amount (subsidy amount)	No.	Amount (subsidy Amount)
2008 -09	695.00	137.24	416.00	10.07	307.00	7.52
2009 -10	946.00	210.28	610.00	15.46	608.00	15.43
2010 -11	921.00	178.54	512.00	12.03	472.00	11.05
2011 -12	164.00	35.92	399.00	10.87	397.00	10.68
2012 -13	1.00	0.75	21.00	0.75	21.00	0.75
2013 -14	0.00	0.00	45.00	1.58	24.00	0.68
2014 -15	0.00	0.00	22.00	0.86	22.00	0.86
<b>Restructured TUFS</b>						
2011 -12	314.00	90.83	204.00	6.47	176.00	5.83
2012 -13	697.00	250.96	582.00	23.32	534.00	20.43
2013 -14	444.00	254.01	652.00	34.21	484.00	24.80
2014 -15	583.00	287.02	656.00	38.95	656.00	38.95
2015 -16	8.00	5.67	44.00	4.00	36.00	3.50
2016 -17(As on 30.04.2016)	0.00	0.00	2.00	0.15	0.00	0.00
<b>Total</b>	<b>4,773.00</b>	<b>1,451.22</b>	<b>4,165.00</b>	<b>158.72</b>	<b>3,737.00</b>	<b>140.48</b>

NITMA

**PROGRESS OF 20% Credit Linked Capital Subsidy / Margin Money Subsidy  
(CLCS@ 20%-TUFS/MMS@ 20%-TUFS)**

(Amount in Rs. Crore)

	Application Received		Sanctioned		Disbursed	
	No.	Amount (cost of Machinery)	No.	Amount (subsidy amount)	No.	Amount (subsidy Amount)
2003 -04	4	0.48	4	0.10	4	0.10
2004 -05	323	83.86	150	6.00	150	6.00
2005 -06	564	201.03	368	23.00	368	23.00
2006 -07	863	353.23	953	68.90	827	59.86
Against backlog of 2006 -07	0	0.00	0	0.00	131	9.03
2007-08	470	184.09	436	35.92	436	35.92
2008 -09	470	233.73	455	37.95	404	32.48
2009 -10	301	133.53	364	30.59	363	30.57
2010 -11	361	182.20	243	18.73	233	17.72
2011 -12	128	53.48	177	11.45	176	11.38
2012 -13	3	4.93	7	0.38	7	0.38
2013 -14	0	0	11	0.85	5	0.36
2014 -15	0	0	6	0.49	6	0.49
2011 -12	338	207.90	133	14.66	120	12.94
2012 -13	504	439.81	544	66.13	526	63.25
2013 -14	329	286.26	399	58.6	328	47.39
2014 -15	95	101.5	154	24.82	154	24.82
2015 -16	5	5.90	36	6.46	29	5.66
2016 -17(As on 30.04.2016)	0	0	0	0	0	0
<b>Total</b>	<b>4,758</b>	<b>2,471.93</b>	<b>4,440</b>	<b>405.03</b>	<b>4,267</b>	<b>381.35</b>

**NITMA**

**Progress of 15% margin money Subsidy under RRTUFS**

(Amount in Rs. Crores)

	Sanctioned		Disbursed	
	No.	Amount (Subsidy amount)	No.	Amount (subsidy Amount)
2014 -15	424.00	19.29	424.00	19.29
2015 -16	971.00	67.85	722.00	48.04
2016 -17(As on 30.04.2016)	6.00	0.50	0.00	0.00
<b>Total</b>	<b>1,401.00</b>	<b>87.64</b>	<b>1,146.00</b>	<b>67.33</b>

**Progress of 30% margin money Subsidy under RRTUFS**

(Amount in Rs. Crores)

	Sanctioned		Disbursed	
	No.	Amount (Subsidy amount)	No.	Amount (subsidy Amount)
2014 -15	87.00	27.39	87.00	27.39
2015-16	211.00	85.13	171.00	68.93
2016 -17(As on 30.04.2016)	0.00	0.00	0.00	0.00
<b>Total</b>	<b>298.00</b>	<b>112.52</b>	<b>258.00</b>	<b>96.32</b>

**Progress of 15% & 30 % margin money Subsidy under RRTUFS**

(Amount in Rs. Crores)

	Sanctioned		Disbursed	
	No.	Amount (Subsidy amount)	No.	Amount (subsidy Amount)
2014 -15	43.00	18.20	43.00	18.20
2015-16	100.00	46.65	84.00	39.81
2016 -17(As on 30.04.2016)	0.00	0.00	0.00	0.00
<b>Total</b>	<b>143.00</b>	<b>64.85</b>	<b>127.00</b>	<b>58.01</b>

**AUDITOR'S REPORT  
&  
BALANCE SHEET**

**THAKUR, VAIDYANATH AIYAR & CO.**  
Chartered Accountants  
New Delhi, Mumbai, Kolkata, Chennai,  
Patna & Chandigarh

221-223, Deen Dyal Marg, New Delhi  
Phones : 91-1123236958-60, 23237772  
Email : tvandeca@gmail.com  
tvande@rediffmail.com

## **Independent Auditor's Report**

**To the Members of  
Northern India Textile Mills' Association,**

We have audited the accompanying financial statements of Northern India Textile Mills' Association, which comprise the Balance Sheet as at March 31, 2016, the Statement of Income and Expenditure and the Receipts & Payments Account for the year then ended, and a summary of significant accounting policies and other explanatory information.

### **Management's Responsibility for the Financial Statements**

Management is responsible for the preparation of these financial statements that give a true and fair view of the financial position and financial performance of the Association in accordance with the Accounting Standards, to the extent applicable, issued by the Institute of Chartered Accountants of India. This responsibility includes the design, implementation and maintenance of internal control relevant to the preparation and presentations of the financial statements that gives a true and fair view and are free from material misstatement, whether due to fraud or error.

### **Auditor's Responsibility**

Our responsibility is to express an opinion on these financial statements based on our audit. We have conducted our audit in accordance with the Standards on Auditing issued by the Institute of Chartered Accountants of India. Those Standards require that we comply with ethical requirements and plan and perform the audit to obtain reasonable assurance about whether the financial statements are free from material misstatement.

An audit involves performing procedures to obtain audit evidence about the amounts and disclosures in the financial statements. The procedures selected depend on the auditor's judgment, including the assessment of the risks of material misstatement of the financial statements, whether due to fraud or error. In making those risk assessments, the auditor considers internal control relevant to the Association in preparation and fair presentation of the financial statements in order to design audit procedures that are appropriate in the circumstances, but not for the purpose of expressing an opinion on the effectiveness of the entity's internal control. An audit also includes evaluating the appropriateness of accounting policies used and the reasonableness of the accounting estimates made by management, as well as evaluating the overall presentation of the financial statements. We believe that the audit evidence we have obtained is sufficient and appropriate to provide a basis for our audit opinion.

### **Opinion**

In our opinion and to the best of our information and according to the explanations given to us, the financial statements, read together with accounting policies and notes to accounts Schedule-11 give the information required by the Act in the manner so required and give a true and fair view in conformity with the accounting principles generally accepted in India:

- a) in the case of the Balance Sheet, of the state of affairs of the Association as at March 31, 2016 and
- b) in the case of the Statement of Income and Expenditure, of the Excess of Income over Expenditure for the year ended on that date;

**Report on Other Legal and Regulatory Requirements**

- a) We have obtained all the information and explanations which to the best of our knowledge and belief were necessary for the purpose of our audit;
- b) In our opinion, proper books of account as required by law have been kept by the Association so far as appears from our examination of those books;
- c) The Balance Sheet , Statement of Income and Expenditure dealt with by this Report are in agreement with the books of account;
- d) In our opinion the Balance Sheet, Statement of Income and Expenditure comply with the Accounting Standards, to the extent applicable, issued by the Institute of Chartered Accountants of India.

For Thakur, Vaidyanath Aiyar & Co.  
Chartered Accountants  
FRN: 000038N

-sd/-  
(Anil K. Thakur)  
Partner  
M. No. : 088722

Place: New Delhi  
Date : 05-07-2016

NITMA

**NORTHERN INDIA TEXTILE MILLS' ASSOCIATION**

**Balance sheet as at 31st March 2016**

	<u>Schedule</u>	<u>As at 31.3.2016</u>	<u>As at 31.3.2015</u>
		Rs.	Rs.
<b>SOURCES OF FUNDS :</b>			
Corpus	<b>1</b>	7,35,193	6,75,693
Accumulated Surplus	<b>2</b>	66,00,488	59,66,990
Accumulated Fund		20,00,000	20,00,000
Current Liabilities	<b>3</b>	87,566	19,131
<b>Total</b>		<b>94,23,247</b>	<b>86,61,814</b>
 <b>APPLICATION OF FUNDS :</b>			
<b><u>Fixed Assets</u></b>	<b>4</b>		
Gross Block		3,16,951	3,16,951
Less : Depreciation		1,29,653	82,643
Net Block Asset		<b>1,87,298</b>	<b>2,34,308</b>
Investments	<b>5</b>	82,91,000	67,00,000
<b>Current Assets Loans &amp; Advances</b>			
Cash & Bank Balances	<b>6</b>	1,63,988	9,56,574
Loans & Advances	<b>7</b>	4,90,563	4,98,697
Interest Accrued		2,90,398	2,72,235
<b>Total</b>		<b>94,23,247</b>	<b>86,61,814</b>
Accounting Policies and Notes to the Accounts	<b>11</b>		
Schedules 1 to 11 form an integral part of the Accounts			

As per our report of even date attached

For, Thakur Vaidyanath Aiyar & Co.

Chartered Accountants

FRN No . 000038N

-sd/-

Anil K Thakur

Partner

M. No. : 088722

-sd/-

G.Balasubramanian

Secretary General

-sd/-

Hardyal S Cheema

President

Place: New Delhi

Date : 05-07-2016

**NORTHERN INDIA TEXTILE MILLS' ASSOCIATION****Income and Expenditure for the year ended at 31st March 2016**

	<u>Schedule</u>	<u>For the year 2015-16</u> Rs.	<u>For the year 2014-15</u> Rs.
<b><u>INCOME</u></b>			
<b>i. Membership Subscription</b>		33,28,750	33,62,500
<b>ii. Income from Activities/ Events</b>			
Fee From Participants (Market Analysis Committee)		75,000	1,50,000
Sponsorship Fee		70,000	4,50,000
Share from various entities against Participant's Fee		2,05,258	-
Advertisement Charges		79,000	30,000
<b>iii. Interest</b>			
Interest on Investments		7,30,979	7,10,842
Interest on Tax / TDS Refund		23,898	-
<b>iv. Misc. Income</b>	<b>8</b>	12,560	2,55,338
<b>Total - A</b>		<b><u>45,25,445</u></b>	<b><u>49,58,680</u></b>
<b><u>EXPENDITURE</u></b>			
<b>Staff Costs</b>			
Salary		20,68,040	19,40,327
Other Staffs' Benefits	<b>9</b>	30,600	2,88,306
<b>Expenses against Events/ Activities</b>			
Meeting & Public Relation Expenses		2,27,577	98,987
Website Expenses		7,500	34,495
Contribution to 74th Plenary Meeting of ICAC		2,63,158	-
Contribution to National Textile Conclave		3,371	1,87,080
Traveling & conveyance		7,84,042	3,83,820
Office Rent and Facilities		1,90,680	2,31,010
Communication expenses		1,27,455	1,23,814
<b>Other Administrative Expenses</b>	<b>10</b>	1,42,514	2,04,424
Depreciation / Disposal of Assets		47,010	4,01,776
<b>Total - B</b>		<b><u>38,91,947</u></b>	<b><u>38,94,039</u></b>
<b>Excess of Income over Expenditure ( A-B)</b>	<b>2</b>	<b><u>6,33,498</u></b>	<b><u>10,64,641</u></b>

Accounting Policies and notes to the Accounts 11  
Schedules 1 to 11 form an integral part of the Accounts  
As per our report of even date attached

For Thakur Vaidyanath Aiyar & Co.  
Chartered Accountants  
FRN . 000038N

-sd/-  
Anil K Thakur  
Partner  
M. No. : 088722

-sd/-  
G.Balasubramanian  
Secretary General

-sd/-  
Hardyal S Cheema  
President

Place: New Delhi  
Date : 05-07-2016



## NORTHERN INDIA TEXTILE MILLS' ASSOCIATION

	<b>Balance as at 31.3.2016 Rs.</b>	<b>Balance as at 31.3.2015 Rs.</b>
<b>Schedule –1</b>		
<b>CORPUS</b>		
Balance as per last Accounts	6,75,693	6,09,193
Add: Admission from New Members	59,500	66,500
<b>Total</b>	<b><u>7,35,193</u></b>	<b><u>6,75,693</u></b>
 <b>Schedule 2</b>		
<b>ACCUMULATED SURPLUS</b>		
Balance as per last Accounts	59,66,990	54,36,782
Add : As per Income & Expenditure	6,33,498	10,64,641
Less: Adjustment of Prior Periods	-	5,34,433
<b>Total</b>	<b><u>66,00,488</u></b>	<b><u>59,66,990</u></b>
 <b>Schedule 3</b>		
<b>CURRENT LIABILITIES</b>		
Telephone Expenses payable	5,980	2,772
Professional Fee Payable	24,750	257
Audit fee payable	17,250	14,045
Member's Advance	7,872	-
Meeting & Public Relation Expenses	-	2,057
Swachh Bharat Cess	794	-
Other Expenses payable	320	-
Sub total	<u>56,966</u>	<u>19,131</u>
 <b>Provisions for Retirement Benefits:</b>		
Balance Brought Forward	-	7,47,787
Gratuity for the year	19,400	-
Leave Encashment for the year	11,200	-
Less: Leave and Gratuity Encashment	-	7,47,787
Sub total	<u>30,600</u>	<u>-</u>
<b>Grand Total</b>	<b><u>87,566</u></b>	<b><u>19,131</u></b>

For Thakur, Vaidyanath Aiyar & Co.  
Chartered Accountants

-sd/-  
Anil K Thakur  
Partner

-sd/-  
G.Balasubramanian  
Secretary General

## NORTHERN INDIA TEXTILE MILLS' ASSOCIATION

SCHEDULE - 4  
FIXED ASSETS

PARTICULARS	GROSS BLOCK		DEPRECIATION			NET BLOCK	
	As on 01.04.2015	Addition / Disposal during the year	As on 31.3.2016	As on 01.04.2015	For the year	As on 31.3.2016	As on 31.3.2015
	(Rs.)		(Rs.)	(Rs.)	(Rs.)	(Rs.)	(Rs.)
OFFICE EQUIPMENT	27,799	-	27,799	4,170	3,545	20,084	23,629
COMPUTER	1,11,986	-	1,11,986	67,192	26,876	17,918	44,794
FURNITURE & FIXTURES	1,77,166	-	1,77,166	11,281	16,589	1,49,296	1,65,885
<b>Total</b>	<b>3,16,951</b>	<b>-</b>	<b>3,16,951</b>	<b>82,643</b>	<b>47,010</b>	<b>1,87,298</b>	<b>2,34,308</b>

For Thakur, Vaidyanath Aiyar & Co.  
Chartered Accountants

-sd/-  
Anil K Thakur  
Partner

-sd/-  
G. Balasubramanian  
Secretary General

## NORTHERN INDIA TEXTILE MILLS' ASSOCIATION

Schedule 5  
INVESTMENTS

Name of the Bank	FDRs NO.	Date of Investment	Date of Maturity	Interest (%)	FDRs as on 31.3.2015	Renewed	New		
							Investments during the year	Investment as on 31.3.2016	
							Rs	Rs	
IDBI	272339	13.10.14	14.10.15	9.00%	4,00,000	-	-	-	
IDBI	272346	13.10.14	14.10.15	9.00%	4,00,000	-	-	-	
IDBI	272322	13.10.14	14.10.15	9.00%	4,00,000	-	-	-	
IDBI	272469	17.10.14	18.10.15	9.00%	15,00,000	-	-	-	
IDBI	272452	17.10.14	18.10.15	9.00%	20,00,000	-	-	-	
IDBI	272445	17.10.14	18.10.15	9.00%	20,00,000	-	-	-	
IDBI	80149884	14.10.15	15.10.16	7.75%		4,00,000	-	4,00,000	
IDBI	80149885	14.10.15	15.10.16	7.75%		4,00,000	-	4,00,000	
IDBI	80149886	14.10.15	15.10.16	7.75%		4,00,000	-	4,00,000	
IDBI	80149937	18.10.15	19.10.16	7.75%		20,00,000	-	15,00,000	
IDBI	80149938	18.10.15	19.10.16	7.75%		20,00,000	-	20,00,000	
IDBI	80149939	18.10.15	19.10.16	7.75%		15,00,000	-	20,00,000	
IDBI	7681212	13.06.15	13.07.16	8.25%		-	10,00,000	10,00,000	
IDBI	80149600	28.09.15	28.09.16	8.00%		-	3,00,000	3,00,000	
IDBI	80472530	29.12.15	29.12.16	7.75%		-	2,91,000	2,91,000	
<b>TOTAL</b>							<b>67,00,000</b>	<b>15,91,000</b>	<b>82,91,000</b>

For Thakur, Vaidyanath Aiyar & Co.  
Chartered Accountants

-sd/-  
Anil K Thakur  
Partner

-sd/-  
G. Balasubramanian  
Secretary General

## NORTHERN INDIA TEXTILE MILLS' ASSOCIATION

	<b>Balance as at 31.3.2016</b>	<b>Balance as at 31.3.2015</b>
	<b>Rs.</b>	<b>Rs.</b>
<b>Schedule – 6</b>		
<b>CASH &amp; BANK BALANCES</b>		
With IDBI Bank (SB A/c)	1,59,138	9,56,492
Petty Cash	4,850	82
<b>Total</b>	<b><u>1,63,988</u></b>	<b><u>9,56,574</u></b>

**Schedule - 7**  
**LOANS & ADVANCES**

Prepaid Insurance	-	-
Prepaid Expenses	-	6,184
Security Deposit	95,340	95,340
TDS Recoverable	3,51,595	3,94,672
Input Tax Credit	43,628	2,501
<b>Total</b>	<b><u>4,90,563</u></b>	<b><u>4,98,697</u></b>

For Thakur, Vaidyanath Aiyar & Co.  
Chartered Accountants

-sd/-  
Anil K Thakur  
Partner

-sd/-  
G.Balasubramanian  
Secretary General

## NORTHERN INDIA TEXTILE MILLS' ASSOCIATION

	Balance as at 31.3.2016	Balance as at 31.3.2015
	Rs.	Rs.
<b>Schedule - 8</b>		
<b>MISC. INCOME</b>		
Sale of Publication	3,000	4,400
Sale of Assets	-	2,50,601
Misc Receipt	9,560	337
<b>Total</b>	<b>12,560</b>	<b>2,55,338</b>

**Schedule - 9**  
**OTHER STAFFS' BENEFITS**

Contribution to Provident Fund	-	34,359
Provision for Leave Encashment	11,200	-
Provision for Gratuity	19,400	-
Medical	-	13,952
Gratuity Paid	-	2,39,995
<b>Total</b>	<b>30,600</b>	<b>2,88,306</b>

**Schedule - 10**  
**OTHER ADMINISTRATIVE EXPENSES**

Electricity Charges	14,420	26,000
Legal & Professional Charges	37,492	52,228
Printing & Stationery	20,050	26,868
Auditors Honorarium	15,000	14,045
Bank Charges	598	778
Insurance	6,184	4,040
Subscription to other organisation	7,500	12,427
Books & Periodicals	-	7,035
Repairs & Maintenance Expenses	7,301	11,718
Other Misc Expenses	33,969	49,285
<b>Total</b>	<b>1,42,514</b>	<b>2,04,424</b>

For Thakur, Vaidyanath Aiyar & Co.  
Chartered Accountants

-sd/-  
Anil K Thakur  
Partner

-sd/-  
G.Balasubramanian  
Secretary General

**NORTHERN INDIA TEXTILE MILLS, ASSOCIATION**

**Schedule -11**

**Significant Accounting Policies and Notes to Accounts;**

**A. Significant Accounting Policies :**

- 1) The Accounts of the Association are maintained on accrual basis except membership subscription and Teleconference Charges which are accounted for on cash basis.
- 2) Fixed Assets are stated at historical cost less Accumulated depreciation.
- 3) Policy of charging depreciation has been changed during the last year from the rates as decided by the management to the rates as prescribed under Income Tax Act, 1961.
- 4) The Admission Fee received from the new Members is credited to "Corpus"
- 5) All Investments are in Fixed Deposits with Bank and are stated at cost.

**B. Notes to Accounts :**

- 1) During the year 2014-15 Office of the NITMA has shifted from New Delhi to Chandigarh and :
  - i. All assets lying at Delhi office (having book value of Rs. 3,19,132/-) were sold amounting to Rs. 2,50,601/- at the time of shifting of office from Delhi to Chandigarh.
  - ii. Gratuity Fund & Leave encashment balance has been utilized fully during the Year 2014-15 for the settlement of staff of Delhi Office at the time of shifting of office from New Delhi to Chandigarh.
  - iii. Due to change in office address from New Delhi to Chandigarh, NITMA has taken new Service Tax Registration Number at Chandigarh and Registration Number of Delhi has been surrendered. Intimation for change of address to Bank and Income Tax Department has also been communicated.
- 2) During the year 2015-16, provision for Gratuity has been made as per the provisions of Payments of Gratuity Act, 1972; however, provision of Leave Encashment has been made on the basis of prorata of unutilized of 10 days entitlement.
- 3) Previous year figure have been regrouped / rearranged wherever considered necessary.

-sd/-  
Anil K Thakur  
Partner  
M. No. : 088722

-sd/-  
G.Balasubramanian  
Secretary General

-sd/-  
Hardyal S Cheema  
President

Place: New Delhi  
Date : 05-07-2016

*Always with you in the form of  
Roti, Kapda Aur Makaan*



**SPNG**  
G R O U P

इस्पात

टेक्स्टाइल

पुर्णकल्चर

वर्षों के विश्वास की नयी पहचान

*Kashi Vishwanath Textile Mill (P) Limited*

*Trade Enquiry: 9927746666*

*Galwalia Ispat Udyog Pvt. Ltd*

*Trade Enquiry: 9927748888*

*Jindal Polymer Products Pvt. Ltd*

*Trade Enquiry: 9012873333*



*Kashipur (Uttarakhand)*

[www.spnggroup.com](http://www.spnggroup.com)

# In 1875 India's first organized futures exchange was set-up.

## It traded in cotton!

In the 1860s, with the outbreak of the American Civil War, US cotton supplies to Britain's textile industry were replaced by cotton supplies from India, largely through the Mumbai port (formerly Bombay). With brisk cotton business and rising trade, the Bombay Cotton Association Ltd. was set up in 1875 to manage cotton price risks. Significantly, this took place barely a decade after the world's first modern futures trading platform was established at the Chicago Board of Trade.

Amidst an inherent volatility in cotton prices and robust domestic and export demand, MCX provides a cotton futures trading platform for stakeholders to manage their price risks. MCX cotton contract specification is well-tuned to the physical market best practices in terms of staple length, micronaire, tensile strength, etc. Given the highly volatile cotton prices (more than 17 per cent annualized in 2015), it is imperative for stakeholders to hedge price risks using exchange-traded futures contracts.

### BENEFITS OF HEDGING IN INDIA

- **Rupee-denominated** contracts.
- **Smaller contract size** allows hedging strategies for even small-sized physical player.
- **Time zone** advantage.
- Efficient **price discovery**, reflecting physical market fundamentals.
- **Highly liquid contracts** with low impact cost.
- Very good **hedging efficiency of cotton**.
- **Lowest transaction charges** of ₹0.75 per lakh of turnover\*.
- Cotton is compulsorily **deliverable**.



\*Refer circular no MCX/C&S/053/2014

Gold | Silver | Crude Oil | Natural Gas | Copper | Aluminium | Lead | Zinc | Nickel | Cotton | Crude Palm Oil (CPO) | Mentha Oil | Cardamom



Multi Commodity Exchange of India Ltd.  
Exchange Square, Suren Road, Andheri (East), Mumbai 400 093, India.  
Tel: 91-22-6731 8888, Fax: 91-22-6649 4151, www.mcxindia.com, Email id: info@mcxindia.com

**MCX**  
METAL & ENERGY  
Trade with Trust

India's no.1 commodity exchange.

## **MCX CERTIFIED COMMODITY PROFESSIONAL (MCCP)** *Pursue a career in the commodity derivatives market*

**Classroom training**  
**Distance-learning mode**

**Contact: The Training and Certification Cell, Tel: +91 - 22 - 6731 8888**  
**Extn.: 9364 / 8364, E-mail: certification@mcxindia.com**

**For more details, visit the link - [www.mcxindia.com/education-training](http://www.mcxindia.com/education-training)**



# Stretching Beyond

## *highclo*

Super chlorine resistant spandex to withstand high impact finishing.

## *ecō-soft*

Excellent settable spandex for 4-way stretch denim.

## **PowerFit**

High power spandex for superior stretch and recovery.

for more information on creora® spandex contact:

**SB Lee**

E-mail: [Sb27@hyosung.com](mailto:Sb27@hyosung.com)

Tel: +82-2-707-7354

[www.creora.com](http://www.creora.com)

creora® is registered trade mark of the Hyosung Corporation for its brand of premium elastane.

  
**creora**®  
it's in our every fiber



*With Best Compliments From:*

## **H.P. Cotton Textile Mills Limited**

(A Government of India recognized Star Export House)

1E/12, Jhandewalan Extension, 4th Floor, New Delhi – 110 055, India  
Tel: +91(0) 11 23636663/64, 41540471 | Fax: +91 (0) 11 23541076, 23610076  
Email: [info@hpthreads.com](mailto:info@hpthreads.com) | [www.hpthreads.com](http://www.hpthreads.com)

**Regd. Office & Works:**

15 K.M. Stone, Delhi Road, V.P.O. Mayar,  
Hisar – 125 044, Haryana, India

THE **Dora** GROUP


MANUFACTURERS OF QUALITY INDUSTRIAL YARN AND SEWING THREAD



HIGH PRECISION OPENING & CARDING SYSTEMS

AUTOMATED COMBING

INTEGRATED SPINNING TECHNOLOGY



END2END PRODUCTION MANAGEMENT

REMOTE MAINTENANCE

VALUE ADDED SOLUTIONS



Marzoli Competence meets technology

A Camozzi Group Company www.marzoli.it


Marzoli Machines Textile srl Via Sant'Alberto, 10 25036 Palazzolo sull'Oglio (BS) - Italy Tel. +39 030 73091 Fax +39 030 7309365 sales@marzoli.it

Sales Partner: Eastern Engineering Company Jeevan Udyog, 278, Dr. D.N. Road Mumbai, 400001 - India Tel. +91 022 22076831 Fax +91 022 22075699 mumbai@eastern-engineering.com

Service & Spare Parts: MTMM Shed No 6, Bangalore Main Road SIDCO Industrial Estate Hosur Taluk Krishnagiri District, 635126, Tamil Nadu - India Tel. +91 4344 400111

# Good Better Premium

Experience the difference



## **EliTe® CompactSet**

Your compact spinning system for any application in ring spinning.

## **EliTube *Advanced***

Performance Tuning for your EliTe® Compact Spinning System with SUESSEN Retrofit EliTube Concept

[www.suessen.com](http://www.suessen.com)

**Suessen**

